

Singer 15-86

Singer 15-87

HISTORICAL COPY

FORM 18840
November, 1934
PRINTED IN U. S. A.

DO NOT REMOVE

LIST
OF
PARTS



FOR FAMILY SHOPS

MACHINES
Nos. 15-86 and 15-87

** A TRADE-MARK OF
THE SINGER MANUFACTURING COMPANY

INDEX

	PAGE
ACCESSORIES.....	31
ATTACHMENT SET.....	31
B. R. FAMILY SEWING MACHINE MOTORS.....	14
BIAS GAUGE.....	32
BOBBIN WINDER (AUTOMATIC) FOR BALANCE WHEEL No. 15282.....	36
BOBBIN WINDER (AUTOMATIC) FOR BALANCE WHEEL No. 32672.....	37
BRAIDER.....	32
CORDER (BOW).....	32
DARNING FOOT (SPRING).....	32
EDGE STITCHER.....	34
EMBROIDERY ATTACHMENT (FOR ONE THREAD).....	33
“ “ (FOR TWO THREADS).....	33
FEED COVER PLATE.....	34
FELLER (FOOT).....	34
FOOT CONTROL.....	19
HEMMER FOOT.....	34
HEMSTITCHER.....	35
KNEE CONTROL.....	22
MACHINE No. 15-86.....	7
“ “ 15-87.....	13
MOTOR PARTS.....	15
NEEDLE THREADERS.....	35
NUMERICAL LIST OF PARTS.....	43
PRESSER FEET.....	35
QUILTER.....	36
RUFFLER.....	36
SINGERLIGHT (No. 193294).....	38
“ (No. 193518).....	41
“ LAMP.....	41
TREADLE CONTROL (FOR CABINET TABLES ON COVER SETS)....	25
“ “ (FOR STANDS Nos. 46909 AND 46912).....	28
“ “ (FOR STAND No. 46913).....	30
TUBULAR TRIMMING ATTACHMENT.....	36
UNDER BRAIDERS.....	36

INSTRUCTIONS FOR ORDERING

7

In ordering from this list, use **ONLY** the part NUMBER in the **FIRST** column.

The number stamped on a Sewing Machine Part is in every case the number of the single part only.

Every combination of parts sent out as such has its specific number, which, although not stamped on the parts, must be used when ordering the combination.

Each number always indicates the **SAME PART** in whatever list it appears, or for whatever machine.

The letters after some of the numbers indicate the style of finish only, as follows:

- A—Hardened, Polished, Nickel Plated and Buffed
- B—Polished, Nickel Plated and Buffed
- C—Hardened Only
- D—Polished Only
- E—Soft, Not Polished
- F—Hardened and Polished
- H—Blued
- J—Nickel Plated Only
- K—Hardened and Nickel Plated
- L—Brass Plated
- M—Oxidized
- N—Japanned, Dull
- P—Japanned, Bright
- R—Merlized
- T—Copper Plated
- T. A.—Hardened, Polished, Copper and Nickel Plated and Buffed
- T. B.—Copper and Nickel Plated and Polished
- T. J.—Copper and Nickel Plated Only
- T. K.—Hardened, Copper and Nickel Plated
- T. M.—Copper Plated and Oxidized
- T. L.—Copper and Brass Plated
- U—Zinc Plated
- V—Silver Plated
- W—Polished and Nickel Plated
- Y—Black Nickel Plated Only
- Z—Chromium Plated
- Z. B.—Polished, Nickel Plated, Buffed and Chromium Plated
- Z. J.—Nickel and Chromium Plated

These letters **MUST BE USED** when they appear in the list; and **AFTER** the number as in the list.


In this series:

1 to 1500 and 50001 to 51500 are Screw Numbers
 1501 to 1800 and 51501 to 51800 are Nut Numbers
 1801 to 2000 and 51801 to 52000 are Roller Numbers
 2001 to 50000 and 52001 to 190000 are Sewing Machine Parts, 190001 and upward are numbers of Electrical Parts.

The figures in the second column refer only to the plates, illustrating the parts, and are **NOT TO BE USED** in ordering.

Parts marked with an asterisk (*) are furnished only when repairs are made at factory.

LIST OF PARTS COMPLETE FOR



MACHINE No. 15-86

FOR FAMILY USE. C. B. SHUTTLE. DROP FEED.
BALANCED MACHINE.

NO.	PLATE	NAME
*125082	—	Arm.....
125083	—	“ 125082 with 435c, 448c, 15404, 15486, 15498 and two 15405.....
2002	21434	Arm Dowel Pin.....
125088	21431	“ Oil Pad (felt) for oiling Arm Shaft Back Bearing.....
125089	21437	Arm Oil Pad Spring for 125090 and 125093.....
125334	21437	Arm Oil Pad Spring Cap.....
138e	21434	“ Screw.....
125042	21427	“ Shaft.....
*125084	—	“ “ 125042 with 15434, 15498 and 125045.....
15498	21427	Arm Shaft Bushing.....
435c	21434	“ “ “ Set Screw.....
15427	21428	“ Side Cover.....
51224B	4926	“ “ “ Thumb Screw.....
2007	21426	“ Spool Pin.....
8879	21426	“ “ “ Washer (cloth).....

NO.	PLATE	NAME
15282	21428	Balance Wheel, 2¼ in. pulley.....
*2805	—	Bed.....
256B	21426	Clamp Stop Motion Clamp Screw.....
248A	21426	“ “ “ “ Stop Screw..
2020	21426	“ “ “ “ Washer.....
*15312	—	“ “ “ Flanged Bushing
15313	21426	“ “ “ “
		15312 with two 462c.....
2022	21426	Clamp Stop Motion Flanged Bushing Pin
462c	21434	“ “ “ “ Set
		Screw.....
15314	—	Clamp Stop Motion complete, Nos. 248A,
		256B, 2020 and 15313.....
125021	21427	Crank Connecting Rod with 125044 and
		two 896E.....
896E	21434	Crank Connecting Rod Cap Screw.....
375c	21434	“ “ “ Hinge Screw....
1518J	21434	“ “ “ “ Nut
125044	21431	“ “ “ Oil Pad (felt)...
*15406	—	Face Plate.....
*15407	—	“ “ 15406 with 15428.....
15432	21428	“ “ 15407 with 857B, 2827, 15410,
		15412 and 50292B.....
15408	—	Face Plate Tension Seat.....
15428	—	“ “ “ 15408 with 15395
55644	—	Face Plate complete, Nos. 15432 and
		15471.....
190B	21434	Face Plate Screw.....
2827	21431	“ “ Thread Guard with 8505.....
8505	21434	“ “ “ “ Rivet...per 100
2835	21427	Feed Bar.....
315c	21434	“ “ Screw Center.....
15445	—	“ “ “ “ 315c with 1519J..
1519J	21434	“ “ “ “ Nut.....
125045	21427	“ Cam and Counterbalance with 1285c
1285c	21434	“ “ “ “ Position
		Screw.....
15279	21432	Feed Dog, 12 teeth (14 teeth to the inch)
		three teeth at right of needle, square
		corner, for 15280, 15316 and 15317...
208E	21434	Feed Dog Screw.....
125046	21428	“ Forked Connection.....
125085	—	“ “ “ 125046 with
		125335.....
1381c	21434	Feed Forked Connection Hinge Screw
		(eccentric).....

NO.	PLATE	NAME
1520J	21434	Feed Forked Connection Hinge Screw
		Nut.....
125047	21426	Feed Forked Connection Slide Block
125335	—	“ “ “ “ “
		125047 with 1085E.....
1085E	21434	Feed Forked Connection Slide Block
		Screw Stud.....
2816	21427	Feed Lifting Rock Shaft.....
2836	—	Feed Lifting Rock Shaft complete, Nos.
		2509 and 2816.....
2509	21426	Feed Lifting Rock Shaft Crank with 157J
		and 1813.....
157J	21426	Feed Lifting Rock Shaft Crank Clamping
		Screw.....
1813	21426	Feed Lifting Rock Shaft Crank Roller
		and Stud.....
307c	21434	Feed Lifting Rock Shaft Screw Center
56814	—	“ “ “ “ “
		307c with 1513J.....
1513J	21434	Feed Lifting Rock Shaft Screw Center
		Nut.....
125050	21426	Feed Regulator.....
8217	4918	“ “ Friction Washer.....
50353E	4918	“ “ Hinge Screw.....
51225B	4926	“ “ Thumb Screw.....
125036	4926	“ “ “ Washer...
15297	21427	“ Rock Shaft.....
307c	21434	“ “ “ Screw Center.....
56814	—	“ “ “ “ “ 307c with
		1513J.....
1513J	21434	Feed Rock Shaft Screw Center Nut....
51045c	4926	Machine Hinge Connection Set Screw...
125079	21429	Needle Bar.....
125052	21429	“ “ Bushing.....
125072	21429	“ “ “ Oil Pad (felt).....
1498c	21429	“ “ “ Set Screw.....
*15248	21429	“ “ Connecting Link with 51002E
15374	—	“ “ “ “ 15248 with
		2052.....
51002E	4926	Needle Bar Connecting Link Adjusting
		Screw.....
570c	21429	Needle Bar Connecting Link Hinge Screw
1520J	21434	“ “ “ “ “
		Nut.....
2052	21429	Needle Bar Connecting Stud with 155c..
155c	21434	“ “ “ “ Set Screw..
125095	21429	“ “ Thread Guard.....
251A	21429	“ “ “ “ Screw.....

NO.	PLATE	NAME
2054	21429	Needle Clamp with 552c.....
552c	21429	" " Thumb Screw.....
125055	21428	Oscillating Rock Shaft with 125056.....
307c	21434	" " " " Screw Center.....
56814	—	" " " " " " 307c with 1513j.....
1513j	21434	Oscillating Rock Shaft Screw Center Nut
125056	21428	" " " Oil Wick (braided cotton).....
2510	21427	Oscillating Shaft.....
*125057	—	" " Crank.....
125059	21426	" " " 125057 with 125330 and two 462c.....
*15170	—	Oscillating Shaft Crank Slide Block.....
125330	21426	" " " " " 15170 with 125060.....
*125060	—	Oscillating Shaft Crank Slide Block Stud
2049	21431	" " " Pin.....
462c	21434	" " " Set Screw.....
125061	21429	Presser Bar.....
55621	4926	" " " Lifter.....
15486	21429	" " " Hinge Stud.....
448c	21434	" " " " " Set Screw
8399	21429	" " Spring.....
2068	21426	" " " Bracket with 453c....
453c	21434	" " " " " Set Screw....
2070	21429	" " " Washer.....
45329	21432	" Foot Hinge Pin.....
45319	—	" " Plate.....
45320	—	" " Shank.....
45321	21432	Presser Foot (hinged) complete, Nos. 45319, 45320 and 45329.....
51224B	4926	Presser Foot Thumb Screw.....
*51228B	21429	Pressure Regulating Thumb Screw.....
66773	—	" " " " 51228B with 66752.....
66752	21429	Pressure Regulating Thumb Screw Plug (felt).....
2518	4926	Shuttle Bobbin.....
*62739	—	" " Case.....
15140	21431	" " " Latch.....
2973	21431	" " " Lever.....
2974	21431	" " " " " Fulcrum Pin..... per 100..
2975	21431	Shuttle Bobbin Case Latch Spring.....
592E	21431	" " " " Stop Screw..
15141	—	" " " Hinge, Nos. 2973, 2974 and 15140.....

NO.	PLATE	NAME
15027	21431	Shuttle Bobbin Case Position Finger
2523	21431	" " " " " "
		Rivet..... per 100
15277	21431	Shuttle Bobbin Case complete, Nos. 591F, 592E, 2523, 2975, 15027, 15141, 15278 and 62739.....
2515	21431	Shuttle Body.....
591F	21431	" Tension Regulating Screw.....
15278	21431	" " Spring.....
125018	4926	" 1 1/16 in. diam., Nos. 2515, 2518 and 15277.....
*125062	—	Shuttle Driver.....
125092	21431	" " 125062 with two 462c....
125064	—	" " 125092 with 125065 and two 51229E.....
125065	21431	Shuttle Driver Cushion Spring.....
51229E	21431	" " " " " Screw....
2049	21431	" " Pin.....
462c	21434	" " Set Screw.....
2531	21430	" Race Back.....
2532	21434	" " " Position Pin... per 100
125080	21430	" " " Spring.....
648J	21434	" " " " Screw.....
2530	—	" " Body.....
15420	—	" " " 2530 with 2535 and two 662J.....
2535	21430	Shuttle Race Cap.....
662J	21434	" " " Screw.....
2528	21430	Shuttle Race complete, Nos. 648J, 2531, 15420, 125080 and two 2532.....
145J	21434	Shuttle Race Screw.....
15188	21432	" " Slide.....
2824	21432	" " " Spring.....
50216J	21434	" " " " " Screw.....
15147	—	Shuttle Race Slide complete, Nos. 2824, 15188 and two 50216J.....
2102	21431	Tension Disc.....
1560B	21431	" Regulating Thumb Nut.....
32572	21431	" Releasing Disc.....
15238	21431	" " Pin.....
13710	4918	" Spring.....
50291w	4918	" Stud.....
15410	4918	" " Bushing.....
50292B	4918	" " Set Screw.....
15471	—	Tension complete, Nos. 1560B, 13710, 15238, 32572, 50291w, 55645 and two 2102.....

NO.	PLATE	NAME
15395	4918	Tension Thread Guard.....
26075	4926	Thread Cutter and Holder.....
15272	21427	" Take-up Cam with 1293c.....
*15434	—	" " " 15272 with 570c and 1520j.....
1293c	21434	Thread Take-up Cam Position Screw...
*15491	21431	" " Lever with 1822.....
15492	—	" " " 15491 with 50527c
50527c	21434	" " Hinge Screw....
1822	21431	" " Roller and Stud.
55645	4918	" " Spring.....
15412	4918	" " Regulator.....
857B	4918	" " " " S e t Screw.....
15316	21433	Throat Plate, large needle hole, for 15279
15280	21432	" " medium needle hole, for 15279
15317	21433	" " small needle hole, for 15279
NOTE: 15280 Throat Plate is sent with this machine.		
691A	21434	Throat Plate Screw.....
*15404	—	Trade Mark.....
15405	21434	" " Rivet.....

SINGER Needles should be used
in SINGER Machines.
These Needles and their Containers
are marked with the
Company's Trade Mark "SIMANCO.***" 1

Needles in Containers marked
"FOR SINGER MACHINES"
are NOT **SINGER** made needles. 2

MACHINE No. 15-87

FOR FAMILY USE. C. B. SHUTTLE. DROP FEED. BALANCED MACHINE.
HAS B. R. MOTOR AND MOULDED SINGERLIGHT. FOR CABINET
TABLE SET NO. 404 AND STAND NO. 46913.

This Machine is the No. 15-86, with the following exception:

NO.	PLATE	NAME
32672	4951	Balance Wheel, 3¼ in. pulley, in place of 15282.....

SINGER Needles should be used
in SINGER Machines.
These Needles and their Containers
are marked with the
Company's Trade Mark "SIMANCO.***" 1

Needles in Containers marked
"FOR SINGER MACHINES"
are NOT **SINGER** made needles. 2

B. R. FAMILY SEWING MACHINE MOTORS

RATING			CONTROLLER PART NUMBERS						
			MOTOR CATALOG NO.	C KNEE CONTROL FOR ELECTRIC CABINET TABLES NOS. 40, 47 AND 50	F FOOT CONTROL FOR CABINET TABLES	L TREADLE CONTROL FOR COVER SET STANDS	M TREADLE CONTROL FOR STANDS NOS. 46909 AND 46912	N TREADLE CONTROL FOR ELECTRIC CABINET TABLE STAND NO. 46913	T TREADLE CONTROL FOR CABINET TABLE STANDS
VOLTS	CYCLES	AMPS.							
32	D. C. only	1.4	B. R. 3	193646	193851	192824	193745	193745	192824
50	D. C. and	1.1	B. R. 5	193646	193851	192824	193745	193745	192824
95-100	25 to 75	0.6	B. R. 6	193647	193852	192825	193746	193746	192825
100-110	25 to 75	0.6	B. R. 7	193647	193852	192825	193746	193746	192825
115-125	25 to 75	0.5	B. R. 8	193647	193852	192825	193746	193746	192825
150-165	25 to 75	0.4	B. R. 9	193648	193853	192826	193747	193747	192826
200-220	25 to 75	0.3	B. R. 10	193648	193853	192826	193747	193747	192826
210-230	25 to 75	0.3	B. R. 11	193648	193853	192826	193747	193747	192826
230-250	25 to 75	0.3	B. R. 12	193648	193853	192826	193747	193747	192826
130-145	25 to 75	0.5	B. R. 15	193647	193852	192825	193746	193746	192825
100-110	80 to 100	0.7	B. R. 87	193647	193852	192825	193746	193746	192825
200-220	80 to 100	0.4	B. R. 90	193648	193853	192826	193747	193747	192826
230-250	80 to 100	0.3	B. R. 92	193648	193853	192826	193747	193747	192826

GUIDE FOR ORDERING

Example of a correct order: "B. R. 7-C Motor with Belt No. 193066 or 193077". (Belt No. must be specified on order)
 This means a B. R. Motor, 100-110 volts, for Knee Control, for Electric Cabinet Table Sets Nos. 40, 47 or 50 and is comprised of the following:
 Motor, Motor Bracket complete with Screws, Three-Pin Terminal (male half) complete, Belt, Controller with Lead and Cord and Singer Motor Lubricant in Tube.

MOTOR PARTS

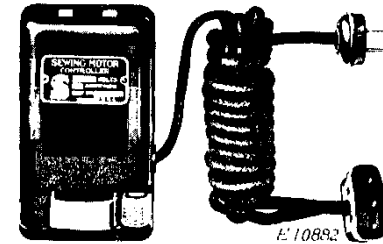
NO	PLATE	NAME
193476	—	Armature complete, for B. R. 3 Motor...
193477	—	“ “ “ B. R. 5 Motor...
193318	20160	“ “ “ B. R. 6 and B. R. 7 Motors.....
193478	—	Armature complete, for B. R. 8 Motor...
193479	—	“ “ “ B. R. 9 Motor...
193480	—	“ “ “ B. R. 10 and B. R. 11 Motors.....
193481	—	Armature complete, for B. R. 11 and B. R. 12 Motors.....
193482	—	Armature complete, for B. R. 15 Motor...
193483	—	“ “ “ B. R. 87 Motor...
193484	—	“ “ “ B. R. 90 Motor...
*193225	20161	“ Shaft.....
*190076	20159	“ “ Bearing Sleeve.....
193230	20159	“ “ “ Cap (commutator end).....
194046	20159	Armature Shaft Grease Pad (felt).....
190075	20159	“ “ “ “ Spring.....
193402	20159	“ “ “ “ “ Cap.....
191097	20159	“ Thrust Washer (commutator end) fibre.....
701400	20159	Armature Thrust Washer (pulley end) fibre.....
191098	20159	Armature Thrust Washer (pulley end) peerless paper.....
193066	4950	Belt (moulded) for Spoked Balance Wheel No. 15282.....
193077	4951	Belt (moulded) for Disc Balance Wheel No. 32672.....
190782	20159	Brush (carbon) for 32 to 145 volts.....
192947	—	“ “ “ 150 to 250 volts.....
193229	20159	“ Cap.....
190083	20159	“ Spring.....
193228	20159	“ Tube.....
193238	20159	“ “ Terminal.....
190059	20160	Commutator complete.....
193226	20160	End Cover (commutator end) with two 193232.....
*193232	20159	End Cover (commutator end) Insert.....
193227	20160	“ “ (pulley end) with 193233 and 193234.....
*193234	20159	End Cover (pulley end) Insert (lower).....
*193233	20159	“ “ “ “ “ (upper).....
51206R	20159	“ “ Screw.....

NO.	PLATE	NAME
193236	20161	Fan.....
The part numbers for the Field Coils (left and right) that are printed with an asterisk (*) will be furnished only when repairs to a motor are made at the factory. No orders will be filled for left or right coils separately. Agencies orders will only be filled with Field Coils complete, comprising one left and one right coil.		
*193442	—	Field Coil (left).....
*193441	—	“ “ (right).....
193440	—	Field Coil complete, for B. R. 3 Motor, Nos. 193441 and 193442.....
*193445	—	Field Coil (left).....
*193444	—	“ “ (right).....
193443	—	Field Coil complete, for B. R. 5 Motor, Nos. 193444 and 193445.....
*193448	—	Field Coil (left).....
*193447	—	“ “ (right).....
193446	—	Field Coil complete, for B. R. 6 Motor, Nos. 193447 and 193448.....
*193451	20172	Field Coil (left).....
*193450	20172	“ “ (right).....
193449	—	Field Coil complete, for B. R. 7 Motor, Nos. 193450 and 193451.....
*193454	—	Field Coil (left).....
*193453	—	“ “ (right).....
193452	—	Field Coil complete, for B. R. 8 Motor, Nos. 193453 and 193454.....
*193457	—	Field Coil (left).....
*193456	—	“ “ (right).....
193455	—	Field Coil complete, for B. R. 9 Motor, Nos. 193456 and 193457.....
*193460	—	Field Coil (left).....
*193459	—	“ “ (right).....
193458	—	Field Coil complete, for B. R. 10 and B. R. 11 Motors, Nos. 193459 and 193460.....
*193463	—	Field Coil (left).....
*193462	—	“ “ (right).....
193461	—	Field Coil complete, for B. R. 12 Motor, Nos. 193462 and 193463.....
*193466	—	Field Coil (left).....
*193465	—	“ “ (right).....

NO.	PLATE	NAME
193464	—	Field Coil complete, for B. R. 15 Motor, Nos. 193465 and 193466.....
*193469	—	Field Coil (left).....
*193468	—	“ “ (right).....
193467	—	Field Coil complete, for B. R. 87 Motor, Nos. 193468 and 193469.....
*193472	—	Field Coil (left).....
*193471	—	“ “ (right).....
193470	—	Field Coil complete, for B. R. 90 Motor, Nos. 193471 and 193472.....
*193475	—	Field Coil (left).....
*193474	—	“ “ (right).....
193473	—	Field Coil complete, for B. R. 92 Motor, Nos. 193474 and 193475.....
*192954	—	Field Coil Lead Terminal Clip Body.....
*192955	—	“ “ “ “ “ “ Cap
190563	20161	“ “ Retainer.....
192240	20159	“ “ Tube (paper).....
193438	20160	Field Core complete.....
193239	20160	“ “ Shield.....
193285	—	“ “ “ 193239 with 899380 and two 700792, for B. R. 7 Motor... ..
193286	—	Field Core Shield 193239 with 899381 and two 700792, for all B. R. Motors except B. R. 7 Motor.....
*192852	—	Lead Cord.....
192851	20161	Lead Cord complete, from lamp socket to three-pin terminal, for Kneec or Treadle Control, Nos. 192542, 192790, 192852 and 192989.....
192542	4966	Lead Cord Plug Cap with 192543.....
192543	4966	“ “ “ Flash Disc (fibre).....
192641	20161	Motor Bracket.....
50632R	20159	“ “ Screw.....
190058	20159	“ “ “ Retaining Washer (fibre).....
191417	20159	Motor Bracket Screw Washer.....
193287	—	Motor Bracket complete, Nos. 50632R, 51208B, 190058, 191417, 192641 and 701513.....
51208B	20159	Motor Screw.....
701513	20159	“ “ Retaining Washer (fibre)...
*899380	—	Name Plate for B. R. 7 Motor.....
*899381	—	“ “ “ all B. R. Motors except B. R. 7 Motor.....
700792	20159	Name Plate Rivet.....

NO.	PLATE	NAME
193231	20159	Pulley (moulded) with 51207c.....
51207c	20159	" Set Screw.....
192790	20159	Three-Pin Terminal Adapter Bushing for 192851, for Knee or Treadle Control..
*192643	—	Three-Pin Terminal (female half) Housing (upper).....
*192644	—	Three-Pin Terminal (female half) Housing (lower).....
51093R	21362	Three-Pin Terminal (female half) Housing Screw.....
1768R	21362	Three-Pin Terminal (female half) Housing Screw Nut.....
192692	20159	Three-Pin Terminal (female half) Insert Clamp.....
192691	20159	Three-Pin Terminal (female half) Insert Sleeve.....
192989	20161	Three-Pin Terminal (female half) complete, Nos. 192643, 192644, two each 1768R, 51093R and three each 192691 and 192692.....
*192642	—	Three-Pin Terminal Body (male half)
*193700	—	" " " " " "
		192642 with three 192793.....
192793	20159	Three-Pin Terminal Body (male half) Post.....
51582	20159	Three-Pin Terminal Body (male half) Post Thumb Nut.....
701719	20159	Three-Pin Terminal Body (male half) Post Washer.....
192797	20161	Three-Pin Terminal Body (male half) complete, Nos. 193700 and three each 51582 and 701719.....
145R	20159	Three-Pin Terminal Body (male half) Screw.....
190439	20161	Tube, filled with Singer Motor Lubricant
190613	—	" 190439 with 190612.....
190612	—	" Carton (paper).....

FOOT CONTROL



FOR CABINET TABLES

NO.	PLATE	NAME
193851	—	Controller (foot) complete, for 32 to 55 volts, A. C. or D. C. Motor, Nos. 228J, 192211, 192985, 193990, 194027, 194030, 899287 and two each 23258, 36648, 51118R, 193864 and 701690.....
193852	—	Controller (foot) complete, for 95 to 145 volts, A. C. or D. C. Motor, Nos. 228J, 192140, 192985, 193990, 194027, 194030, 899531 and two each 23258, 36648, 51118R, 193864 and 701690.....
193853	—	Controller (foot) complete, for 150 to 250 volts, A. C. or D. C. Motor, Nos. 228J, 192141, 192985, 193990, 194027, 194030, 899287 and two each 23258, 36648, 51118R, 193864 and 701690.....
*194026	—	Controller Base.....
*194027	21363	" 194026 with 228J, 51340c, 51425c, 193861 to 193863, 194025, 194028, 194029 and two each 1607J, 193988, and four each 192339 and 193929.....
193929	21362	Controller Base Cushion (rubber).....
192339	21362	" " " Stud.....
193856	21363	" Cover.....
194030	—	" 193856 with 225J, 193858, 194031 and two 190092.....
228J	21362	Controller Cover Screw.....
194031	21362	" Foot Rest (movable).....
190092	21362	" " " " Cotter Pin.....

FOOT CONTROL

NO.	PLATE	NAME
193858	21362	Controller Foot Rest (stationary).....
225j	21362	" " " " Screw
*192820	—	" Lead Cord, 8 ft. long.....
*193991	—	" " " 3 ft. 10 in. long..
193990	21445	Controller Lead Cord complete, from lamp socket to three-pin terminal and controller, Nos. 192348, 192542, 192820, 192989, 193991 and two each 191960 and 191961.....
192348	21362	Controller Lead Cord Bushing.....
192542	4966	" " " Plug Cap with 192543.....
192543	4966	Controller Lead Cord Plug Flash Disc (fibre).....
194025	21362	Controller Lead Cord Protector.....
228j	21362	" " " " Screw...
*191960	—	" " " Terminal Clip Body
*191961	—	" " " " " " Cap.....
192140	21444	Controller Resistance Unit, for 95 to 145 volts.....
192141	21444	Controller Resistance Unit, for 150 to 250 volts.....
192211	21444	Controller Resistance Unit, for 32 to 55 volts.....
*192303	—	Controller Resistance Unit Adjusting Nut Insert (brass).....
192985	21362	Controller Resistance Unit Adjusting Nut (insulating) with 192303.....
193989	21362	Controller Resistance Unit Adjusting Nut Position Pin.....
193861	21362	Controller Resistance Unit Bell Crank (left).....
193862	21362	Controller Resistance Unit Bell Crank (right).....
51425c	21362	Controller Resistance Unit Bell Crank Hinge Screw.....
1607j	21362	Controller Resistance Unit Bell Crank Hinge Screw Nut.....
51118R	21362	Controller Resistance Unit Screw.....
701690	21362	" " " " Washer (asbestos).....
23258	21362	Controller Resistance Unit Screw Washer (steel).....
193863	21362	Controller Resistance Unit Yoke with 193989.....


FOOT CONTROL

NO.	PLATE	NAME
51340c	21362	Controller Resistance Unit Yoke Hinge Screw.....
1607j	21362	Controller Resistance Unit Yoke Hinge Screw Nut.....
193864	21362	Controller Resistance Unit Yoke Spring
*194028	—	" " " " " Bracket (left).....
*194029	—	Controller Resistance Unit Yoke Spring Bracket (right).....
193988	—	Controller Resistance Unit Yoke Spring Bracket Rivet.....
*899287	—	Name Plate for 193851 and 193853.....
*899531	21362	" " " 193852.....
36648	21362	" " Rivet..... per 100
*192643	—	Three-Pin Terminal (female half) Housing (upper).....
*192644	—	Three-Pin Terminal (female half) Housing (lower).....
51093R	21362	Three-Pin Terminal (female half) Housing Screw.....
1768R	21362	Three-Pin Terminal (female half) Housing Screw Nut.....
192691	20159	Three-Pin Terminal (female half) Insert Sleeve.....
192692	20159	Three-Pin Terminal (female half) Insert Clamp.....
192989	20161	Three-Pin Terminal (female half) complete, Nos. 192643, 192644, two each 1768R, 51093R and three each 192691 and 192692.....

SINGER Needles should be used
in SINGER Machines.
These Needles and their Containers
are marked with the
Company's Trade Mark "SIMANCO." 1

Needles in Containers marked
"FOR SINGER MACHINES"
are NOT **SINGER** made needles. 2

KNEE CONTROL



FOR ELECTRIC CABINET TABLE SETS NOS. 40, 47 AND 50

NO.	PLATE	NAME
193646	—	Controller complete, for 32 to 55 volts, A. C. or D. C. Motor, Nos. 602j, 51310j, 192211, 192985, 193652, 193654, 193662, 193667, 899287 and two each 23258, 36648, 50940r, 701690 and wood screws ½ in. No. 5 Rd. Hd. and ⅜ in. No. 7 Rd. Hd.
193647	—	Controller complete, for 95 to 145 volts, A. C. or D. C. Motor, Nos. 602j, 51310j, 192140, 192985, 193652, 193654, 193662, 193667, 899448 and two each 23258, 36648, 50940r, 701690 and wood screws ½ in. No. 5 Rd. Hd. and ⅜ in. No. 7 Rd. Hd.
193648	—	Controller complete, for 150 to 250 volts, A. C. or D. C. Motor, Nos. 602j, 51310j, 192141, 192985, 193652, 193654, 193662, 193667, 899287 and two each 23258, 36648, 50940r, 701690 and wood screws ½ in. No. 5 Rd. Hd. and ⅜ in. No. 7 Rd. Hd.

NOTE: One wood screw, size 1 in. No. 10, is furnished when Controllers are to be used on Electric Cabinet Table Set No. 47


KNEE CONTROL FOR SETS 40, 47 AND 50

NO.	PLATE	NAME
*193668	—	Controller Lead
193667	21445	Controller Lead complete, Nos. 193668 and two each 191960, 191961, 192954 and 192955
192796	20162	Controller Lead Bushing
191915	20162	“ “ “ Retainer
*192954	—	“ “ Terminal Clip Body (terminal end)
*192955	—	Controller Lead Terminal Clip Body Cap (terminal end)
*191960	—	Controller Lead Terminal Clip Body (controller end)
*191961	—	Controller Lead Terminal Clip Body Cap (controller end)
193649	20164	Controller Plate
193654	—	“ “ 193649 with 602j, 1708j, 51309c, 193650, 193655, 193719, 194098, 191099, 701679 and two 51311j
192211	21444	Controller Resistance Unit, for 32 to 55 volts
192140	21444	Controller Resistance Unit for 95 to 145 volts
192141	21444	Controller Resistance Unit, for 150 to 250 volts
192985	21362	Controller Resistance Unit Adjusting Nut (insulating) with 192303
*192303	—	Controller Resistance Unit Adjusting Nut Insert (brass)
5790	20162	Controller Resistance Unit Adjusting Nut Stop Pin per 100
193650	20164	Controller Resistance Unit Bell Crank with 5790, 193651 and 193739
51309c	20162	Controller Resistance Unit Bell Crank Hinge Screw
1708j	20162	Controller Resistance Unit Bell Crank Hinge Screw Nut
701679	20162	Controller Resistance Unit Bell Crank Hinge Screw Nut Lock Washer
193651	20162	Controller Resistance Unit Bell Crank Wearing Plate
193739	20162	Controller Resistance Unit Bell Crank Wearing Plate Rivet per 100
193653	20164	Controller Resistance Unit Cover
193652	—	“ “ “ “ 193653 with 191915 and 192796
602j	20162	Controller Resistance Unit Cover Screw
50940R	20162	“ “ “ “ Screw

NO.	PLATE	NAME
701690	21362	Contoller Resistance Unit Screw Washer (asbestos).....
23258	21362	Controller Resistance Unit Screw Washer (steel).....
*193737	20164	Knee Lever.....
*193738	20164	" " Extension.....
51336J	20162	" " " Hinge Screw.....
1549J	20162	" " " " Nut..
193662	20164	Knee Lever complete, Nos. 1549J, 51336J, 193737 and 193738.....
193656	20164	Knee Lever Slide with 193670.....
193655	—	Knee Lever Slide complete, Nos. 51896, 193656, 193749 and two 51897.....
194098	20164	Knee Lever Slide Cover.....
602J	20162	" " " " Screw.....
194099	20164	" " " Housing with 193669...
51311J	20162	" " " " Screw.....
193669	20162	" " " " Stop Pin.....
51897	20162	" " " Roller (large).....
51896	20162	" " " " (small).....
193749	20162	" " " " Pin.....
193719	20162	" " " Spring.....
193670	20162	" " " " Stud.....
51310J	20162	" " " Thumb Screw.....
*899287	—	Name Plate for 193646 and 193648.....
*899448	—	" " " 193647.....
36648	21362	" " Rivet..... per 100

ELECTRICAL TRIMMINGS

192142	4966	Controller Lead Bushing (for machine lifting plate).....
192143	4966	Controller Lead Bushing Retaining Spring for 192142.....
*193723	—	Controller Lead Tube (wiremold).....
193722	21443	" " " 193723 with two 192946.....
192909	4966	Controller Lead Tube Clamp (double)....
192918	4966	" " " " (single)....
*192946	—	" " " Ferrule.....

TREADLE CONTROL**FOR CABINET TABLES OR COVER SETS**

NO.	PLATE	NAME
192824	—	Controller complete, for 32 to 55 volts, A. C. or D. C. Motor, Nos. 227J, 192811, 192857, 192862, 899287 and two 36648
192825	—	Controller complete, for 95 to 145 volts, A. C. or D. C. Motor, Nos. 227J, 192811, 192857, 192863, 899326 and two 36648.
192826	—	Controller complete, for 150 to 250 volts, A. C. or D. C. Motor, Nos. 227J, 192811, 192857, 192864, 899287 and two 36648.
198001	20171	Controller Bracket for Cabinet Tables...
198002	20171	" " " Cover Sets.....
51119J	20162	" " " Screw.....
192907	21444	" Cover.....
192811	—	" " 192907 with 191915 and 192796.....
227J	20162	Controller Cover Screw.....
*192858	—	" Lead.....

TREADLE CONTROL

NO.	PLATE	NAME
192857	21445	Controller Lead complete, from controller to three-pin terminal, Nos. 192858 and two each 191960, 191961, 192954 and 192955.....
192796	20162	Controller Lead Bushing.....
191915	20162	" " " Retainer.....
*191960	—	" " Terminal Clip Body (controller end).....
*191961	—	Controller Lead Terminal Clip Body Cap (controller end).....
*192954	—	Controller Lead Terminal Clip Body (terminal end).....
*192955	—	Controller Lead Terminal Clip Body Cap (terminal end).....
*192813	—	Controller Pitman Rod Connection.....
192866	21443	" " " " 192813 with 192867.....
*192867	—	Controller Pitman Rod Connection Hook
192211	21444	" Resistance Unit, for 32 to 55 volts.....
192140	21444	Controller Resistance Unit, for 95 to 145 volts.....
192141	21444	Controller Resistance Unit for 150 to 250 volts.....
192985	21362	Controller Resistance Unit Adjusting Nut (insulating) with 192303.....
*192303	—	Controller Resistance Unit Adjusting Nut Insert (brass).....
193243	21444	Controller Resistance Unit Base with 192885.....
*192862	—	Controller Resistance Unit Base 193243 with 192211, 192810, 192985, two each 23258, 51117J, 51118R, 192819 and 701690.....
*192863	—	Controller Resistance Unit Base 193243 with 192140, 192810, 192985, two each 23258, 51117J, 51118R, 192819 and 701690.....
*192864	—	Controller Resistance Unit Base 193243 with 192141, 192810, 192985, two each 23258, 51117J, 51118R, 192819 and 701690.....
51118R	21362	Controller Resistance Unit Screw.....
701690	21362	" " " " Washer (asbestos).....
23258	21362	Controller Resistance Unit Screw Washer (steel).....

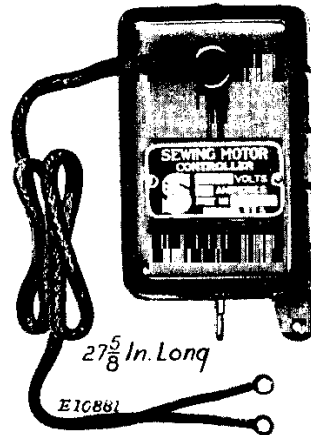
TREADLE CONTROL

NO.	PLATE	NAME
*192815	—	Controller Resistance Unit Yoke.....
192810	21443	" " " " 192815 with 192816.....
*192816	—	Controller Resistance Unit Yoke Extension
*192885	—	" " " " " Guide.....
192819	20162	Controller Resistance Unit Yoke Spring
51117J	20162	" " " " " Stop Screw.....
*899287	—	Name Plate for 192824 and 192826.....
*899326	—	" " " 192825.....
36648	21362	" " Rivet..... per 100

SINGER Needles should be used in SINGER Machines. These Needles and their Containers are marked with the Company's Trade Mark "SIMANCO.***" 1

Needles in Containers marked "FOR SINGER MACHINES" are NOT **SINGER** made needles. 2

TREADLE CONTROL



FOR STANDS NOS. 46909 AND 46912

This Control is the same as Treadle Control for Cabinet Tables and Cover Sets (see page 25) with the following exceptions:

NO.	PLATE	NAME
193745	---	Controller complete, for 32 to 55 volts, A. C. or D. C. Motor, Nos. 227j, 192811, 192862, 193743, 899287 and two 36648, in place of 192824.....
193746	---	Controller complete, for 95 to 145 volts, A. C. or D. C. Motor, Nos. 227j, 192811, 192863, 193743, 899456 and two 36648, in place of 192825.....
193747	---	Controller complete, for 150 to 250 volts, A. C. or D. C. Motor, Nos. 227j, 192811, 192864, 193743, 899287 and two 36648, in place of 192826.....
198162	20171	Controller Bracket.....
198164	20171	" " 198162 with 198163 and three 51119r, in place of 198001 or 198002.....
198163	20171	Controller Bracket Clamp.....
51119r	20162	" " " Screw.....
*193744	---	" Lead, in place of 192858.....

TREADLE CONTROL

NO.	PLATE	NAME
193743	21445	Controller Lead complete, from controller to three-pin terminal, Nos. 193744 and two each 191960, 191961, 192954 and 192955, in place of 192857.....
198169	21443	Controller Pitman Rod Connection, in place of 192866.....
792r	20162	Controller Screw, in place of 51119.....
*899456	---	Name Plate for 193746, in place of 899326

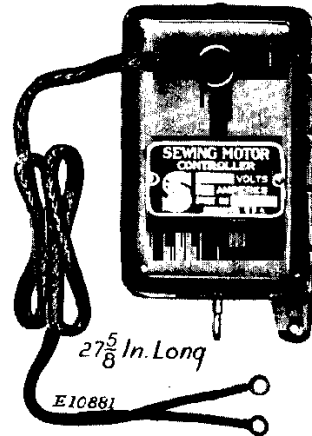
ELECTRICAL TRIMMINGS

*192913	---	Controller Lead Tube (wirefold).....
192912	21445	" " " 192913 with two 192946.....
192918	4966	Controller Lead Tube Clamp.....
*192946	---	" " " Ferrule.....

SINGER Needles should be used in SINGER Machines. These Needles and their Containers are marked with the Company's Trade Mark "SIMANCO.**" 1

Needles in Containers marked "FOR SINGER MACHINES" are NOT **SINGER** made needles. 2

TREADLE CONTROL



FOR STAND NO. 46913

This Control is the same as Treadle Control for Cabinet Tables and Cover Sets (see page 25) with the following exceptions:

NO.	PLATE	NAME
193745	—	Controller complete, for 32 to 55 volts, A. C. or D. C. Motor, Nos. 227J, 192811, 192862, 193743, 899287 and two 36648, in place of 192824.....
193746	—	Controller complete, for 95 to 145 volts, A. C. or D. C. Motor, Nos. 227J, 192811, 192863, 193743, 899456 and two 36648, in place of 192825.....
193747	—	Controller complete, for 150 to 250 volts, A. C. or D. C. Motor, Nos. 227J, 192811, 192864, 193743, 899287 and two 36648, in place of 192826.....
193826	20171	Controller Bracket.....
193827	—	“ “ 193826 with 126R and 1549R, in place of 198001 or 198002... 126R 20162 Controller Bracket Screw, in place of 51119.....
	1549R 20162	Controller Bracket Screw Nut.....
*193744	—	“ Lead, in place of 192858.....

TREADLE CONTROL

NO.	PLATE	NAME
193743	21445	Controller Lead complete, from controller to three-pin terminal, Nos. 193744 and two each 191960, 191961, 192954 and 192955, in place of 192857.....
193868	—	Controller Pitman Rod Connection, in place of 192813.....
193828	21443	Controller Pitman Rod Connection 193868 with 193869, in place of 192866.....
*193869	—	Controller Pitman Rod Connection Hook, in place of 192867.....
	792R 20162	Controller Screw, in place of 51119.....
*899456	—	Name Plate for 193746, in place of 899326

ELECTRICAL TRIMMINGS

192142	4966	Controller Lead Bushing (for machine lifting plate).....
192143	4966	Controller Lead Bushing Retaining Spring for 192142.....
*192913	—	Controller Lead Tube (wire mold) for 192912.....
192912	21445	Controller Lead Tube 192913 with two 192946 (long).....
*192917	—	Controller Lead Tube (wire mold) for 192916.....
192916	4966	Controller Lead Tube 192917 with two 192946 (short).....
192918	4966	Controller Lead Tube Clamp.....
192946	—	“ “ “ Ferrule.....

ACCESSORIES

NO.	PLATE	NAME
36569	21437	Oiler with 36571.....
36570	—	“ 36569, filled with oil.....
36571	21437	“ Spout, 1 3/4 in. long, with 36807... 36807 4926 “ “ Washer (leather).....
120329	—	Machine Cover.....

ATTACHMENT SET

NO.	PLATE	NAME
26319	21438	Binder.....
25527	21439	Cloth Guide.....
50053B	4926	“ “ Thumb Screw.....
25626	21438	Hemmer for 3/16 in. hem.....
25627	21438	“ “ 1/4 in. hem.....
25628	21438	“ “ 3/8 in. hem.....
25629	21438	“ “ 5/8 in. hem.....

ATTACHMENT SET

NO.	PLATE	NAME
—	—	Needles (six).....
25537	21437	Screw Driver (machine).....
120378	4926	“ “ (shuttle tension).....
2518	4926	Shuttle Bobbin (five).....
36583	4942	Tucker.....
120306	—	Attachment Set complete, Nos. 25527, 25537, 25626 to 25629, 26319, 36583, 50053B, 120378, five 2518 and six needles.....

BIAS GAUGE

NO.	PLATE	NAME
25525	4958	Bias Gauge.....

BRAIDER

NO.	PLATE	NAME
25510	4958	Braider.....
289B	4958	“ Thumb Screw.....

CORDER (Bow)

FOR TOP CORDING

NO.	PLATE	NAME
26398	1950	Corder Bow.....
4604	21434	“ “ Rivet..... per 100
25789	1950	“ “ Tip.....
25794	1950	Presser Foot.....
26399	1950	Corder Bow complete, Nos. 4604, 25789, 25794 and 26398.....
190J	21434	Corder Screw.....

DARNING FOOT (Spring)

NO.	PLATE	NAME
121091	21439	Darning Foot.....
*121125	—	“ “ Guide.....
*121126	—	“ “ Shank.....
121092	21439	“ “ “ 121126 with 121125
121093	21439	“ “ Spring.....
121094	21439	Darning Foot (spring) complete, Nos. 121091 to 121093.....

EMBROIDERY ATTACHMENT

FOR ONE THREAD

NO.	PLATE	NAME
120876	4938	Driving Lever with 120877 and two 9859...
22232	4938	“ “ Friction Washer.....
26784	4938	“ “ Hinge Stud.....
26523	4938	“ “ Washer.....
26524	4938	Frame with 26525.....
26525	4938	“ Block.....
26527	4938	Looper.....
468c	4938	“ Set Screw.....
26528	4938	Scroll with 468c.....
26529	4938	“ Carrier with 26531.....
22232	4938	“ “ Friction Washer.....
26530	4938	“ “ Hinge Stud.....
26531	4938	“ “ Pin.....
26532	4938	“ Cover.....
26533	4938	“ Driving Lever with 26534.....
26534	4938	“ “ “ Stud.....
26535	4938	Spool Pin, for Arm of Machine.....
120877	4938	Thread Bracket.....
9859	4938	“ “ Rivet..... per 100
26537	4938	“ Eyelet.....
26785	4938	“ Retaining Spring.....
240J	4938	“ “ “ Screw.....
26538	4940	Embroidery Attachment complete, Nos. 240J, 26523, 26524, 26527 to 26530, 26532, 26533, 26535, 26537, 26784, 26785, 120876 and two 22232.....

EMBROIDERY ATTACHMENT

FOR TWO THREADS

NO.	PLATE	NAME
35483	4937	Body.....
35484	4937	“ Block.....
12152	4937	“ “ Rivet..... per 100
35485	4937	Driving Lever.....
35486	4937	“ “ Arm (lower).....
35487	4937	“ “ “ (upper).....
35488	4937	“ “ Guide.....
35489	4937	“ “ “ Hinge Stud.....
35490	4937	“ “ Spring.....
35491	4937	“ “ Hinge Stud.....

NO.	PLATE	NAME
35492	4937	Thread Carrier (left).....
35493	4937	" " " Hinge Stud.....
35494	4937	" " (right).....
50139B	4937	" " Hinge Screw.....
35495	4937	" " Friction Plate.....
35496	4937	Embroidery Attachment, Nos. 190B, 12152, 35483 to 35488, 35490 to 35495, 35498, 50139B and two 35489.....
190B	21434	Embroidery Attachment Screw.....
35497	4936	Spool Bracket.....
35498	4936	" " Stud.....
1422B	4936	" " Tension Regulating Thumb Screw.....
35499	4936	Spool Bracket Tension Spring.....
35500	4936	" " " " Position Pin
35500	4936	" " Thread Guide Pin.....
35501	4936	" " Wire.....
35502	4936	" " " Hinge Stud.....
35503	4936	" " " " Washer..
35504	4936	Spool Bracket complete, Nos. 1422B, 35497, 35499, 35502, 35503 and two each 35500 and 35501.....
35505	—	Embroidery Attachment complete, Nos. 35496 and 35504.....

EDGE STITCHER

NO.	PLATE	NAME
36865	21437	Edge Stitcher.....

FELLER (Foot)

NO.	PLATE	NAME
36835	21439	Feller (foot).....

FEED COVER PLATE

NO.	PLATE	NAME
15359	21439	Feed Cover Plate.....

HEMMER (Foot)

NO.	PLATE	NAME
120842	21433	Hemmer (foot) for $\frac{3}{4}$ in. hem.....
35857	21433	" " " $\frac{1}{8}$ in. hem.....
25893	21433	" " " $\frac{1}{4}$ in. hem.....

HEMSTITCHER

NO.	PLATE	NAME
120687	21439	Hemstitcher with Yielding Presser Plate..

NEEDLE THREADERS

NO.	PLATE	NAME
36803	—	Needle Threader Body.....
36804	—	" " Hook for 36806.....
120327	4926	" " " " 120328.....
*36805	—	" " " Ring.....
50315J	4926	" " " Screw.....
120328	4926	Needle Threader complete for No. 9 Needle, Nos. 36803, 36805, 50315J and three 120327.....
36806	—	Needle Threader complete for No. 11 Needle and above, Nos. 36803, 36805, 50315J and three 36804.....

PRESSER FEET

NO.	PLATE	NAME
15429	4974	Presser Foot (needle hole on right hand side) for stitching on edge and inserting braid.....
125035	4974	Presser Foot (needle hole on left hand side) for stitching on edge and inserting braid.....
36055	4974	Presser Foot with 665B and 36056, for blind stitch braiding, for soutache braid
36056	4974	Presser Foot Braid Guide.....

NOTE: When ordering No. 36055 or 36056, send sample of braid for which it is to be used.

665B	4974	Presser Foot Braid Guide Screw.....
36058	4974	" " with 665B and 36059, for blind stitch cording, to turn small curves
36059	4974	Presser Foot Cord Guide.....

NOTE: When ordering No. 36058 or 36059, send sample of cord for which it is to be used.

665B	4974	Presser Foot Cord Guide Screw.....
2506	4974	Feed Dog for 2831, for 36058.....
2831	4974	Throat Plate, large needle hole, for 2506..

PRESSER FEET

NO.	PLATE	NAME
36067	4974	Presser Foot, for braiding, for art work, for braid $\frac{1}{16}$ in. to $\frac{3}{16}$ in. wide.....

Note: When ordering No. 36067, state the size or send sample of the braid for which it is to be used.

25978	4926	Presser Foot (single toe) for gathering....
25979	21439	" " (double toe) for gathering....

QUILTER

NO.	PLATE	NAME
35932	4940	Quilter.....

RUFFLER

NO.	PLATE	NAME
120598	4942	Ruffler for one, six and twelve stitch ruffling.

TUBULAR TRIMMING ATTACHMENT

NO.	PLATE	NAME
120824	4958	Strip Wire.....
35984	4958	Presser Foot (strip folding) with tube....
35018	4940	Strip Delivery Blade.....
35985	—	Tubular Trimming Attachment complete, for making $\frac{3}{16}$ in., $\frac{1}{8}$ in. and $\frac{5}{16}$ in. trimmings, Nos. 35018, 35984 and 120824....

UNDER BRAIDERS

NO.	PLATE	NAME
25636	21433	Under Braider.....
25637	21433	" " Foot.....
35940	4940	" "

BOBBIN WINDER (Automatic)

FOR BALANCE WHEEL NO. 15282

NO.	PLATE	NAME
15376	21435	Adjusting Arm.....
50058B	21435	" " Screw.....
15072	21435	Bobbin Position Pin.....per 100

BOBBIN WINDER (AUTOMATIC)

NO.	PLATE	NAME
125090	21437	Bracket (belt cover) with 125334.....
180B	21437	" Screw.....
15413	21435	Frame.....
50059B	21435	" Hinge Screw.....
15286	21435	" Spring.....
15287	21435	Friction Ring (rubber).....
15288	21435	Pulley.....
15289	4926	Spindle with 15072.....
571c	21435	" Worm.....
15377	21435	Stop Latch.....
50230B	21435	" " Hinge Screw.....
15291	21435	" " Spring.....
15418	21435	Thread Guide.....
50061B	21435	" " Hinge Screw.....
15366	21435	" " Spring.....
15416	21435	Worm Wheel and Thread Guide Cam.....
2749	21435	" " " " " " Friction Washer.....
50B	21435	Worm Wheel and Thread Guide Cam Screw Stud.....
1528J	21435	Worm Wheel and Thread Guide Cam Screw Stud Nut.....
125091	21436	Bobbin Winder complete, Nos. 50B, 571c, 1528J, 2749, 15286 to 15289, 15291, 15366, 15376, 15377, 15413, 15416, 15418, 50058B, 50059B, 50061B, 50230B and 125090.....

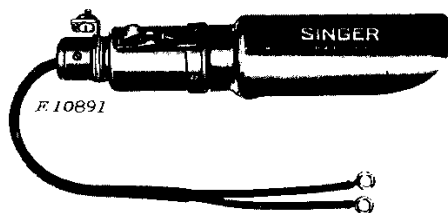
BOBBIN WINDER (Automatic)

FOR BALANCE WHEEL NO. 32672

This Bobbin Winder is the same as 125091, with the following exceptions:

NO.	PLATE	NAME
125093	21440	Bracket (belt cover) with 125334, in place of 125090.....
125094	—	Bobbin Winder complete, Nos. 50B, 571c, 1528J, 2749, 15286 to 15289, 15291, 15366, 15376, 15377, 15413, 15416, 15418, 50058B, 50059B, 50061B, 50230B and 125093, in place of 125091.....

SINGERLIGHTS



SINGERLIGHT No. 193294

FOR MACHINE NO. 15-87

NO.	PLATE	NAME
*193495	—	Singerlight Bracket.....
193941	21441	" " 193495 with 193942.
*193254	21441	" Lamp Contact Lead Terminal
51203	21442	" " " " "
		Screw (brass).....
*193253	21441	Singerlight Lamp Contact Plunger.....
*193251	21441	" " " " Bushing.....
*193252	21441	Singerlight Lamp Contact Plunger Spring
*193288	—	" Lead.....
193829	21441	" " Strain Relief Disc.....
*192954	—	" " Terminal Clip Body....
*192955	—	" " " " " Cap
50566	21442	" " " " Screw (brass)
193289	21443	Singerlight Lead complete, Nos. 193288 and two each 192954 and 192955.....
193940	21442	Singerlight Nipple.....
*193937	—	" " Cap with 193938.....
193936	21442	" " " 193937 with 50564J
*193938	—	" " " Insert.....
50564J	21442	" " " Set Screw.....
193512	21442	" " Insulating Collar.....
51602R	21442	" " Nut.....
701909	21442	" " Insulating Washer (fibre).....
193509	21442	Singerlight Nipple Washer (felt).....
193272	21444	" Shade.....
193421	—	" " 193272 with 193401....
193437	21442	" " Friction Washer.....

SINGERLIGHTS

NO.	PLATE	NAME
*193267	21441	Singerlight Shade Position Pin.....
193401	21444	" " Reflector.....
*193249	21444	" Socket Body with 193255 and two each 193251 and 193267.....
*193817	—	Singerlight Socket Body 193249 with 51202, 193254, 193256 to 193258, 193818, two each 51203, 193252 and 193253.....
*193816	—	Singerlight Socket Body 193817 with 193999.....
193815	21444	Singerlight Socket and Switch complete, Nos. 193816, 193829, 193936, two 50566 and three 51385R.....
*193942	21441	Singerlight Steady Pin.....
*193259	21441	" Toggle Switch Contact.....
*193796	21441	" " " Cover Plate
*193797	21441	" " " " " " Insulating Plate.....
*193386	21441	Singerlight Toggle Switch Frame.....
51202	21442	" " " " " Screw (brass).....
*193794	21441	Singerlight Toggle Switch Handle with 193795.....
*193795	21441	Singerlight Toggle Switch Operating Lever
*193265	21441	" " " " " Hinge Pin.....
*193818	—	Singerlight Toggle Switch complete, Nos. 193259, 193262, 193265, 193386, 193387, 193765, 193794, 193796 and 193797...
*194032	21444	Singerlight Toggle Switch Shell.....
*193999	—	" " " " " 194032 with 51602R, 193512 and 193940.....
51385R	21442	Singerlight Toggle Switch Shell Screw....
*193258	21441	" " " Spring Contact (left).....
*193257	21441	Singerlight Toggle Switch Spring Contact (right).....
51203	21442	Singerlight Toggle Switch Spring Contact (right) Screw (brass).....
*193256	21441	Singerlight Toggle Switch Spring Contact Lead Terminal.....
*193255	21441	Singerlight Toggle Switch Spring Contact Lead Terminal Stud.....
*193387	21441	Singerlight Toggle Switch Toggle Lever
*193262	21441	" " " " " Spring.....

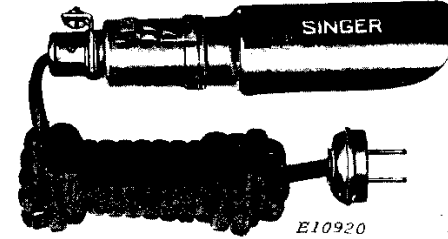
SINGERLIGHTS

NO.	PLATE	NAME
*193765	21441	Singerlight Toggle Switch Toggle Lever Spring Washer.....
193294	—	Singerlight (moulded, less lamp) complete, Nos. 691A, 97359, 193289, 193421, 193437, 193815, 193941, 701909 and two 193509.....
691A	21442	Singerlight Screw.....
97359	21442	" " Retaining Washer (fibre).....per 100

SINGER Needles should be used in SINGER Machines. These Needles and their Containers are marked with the Company's Trade Mark "SIMANCO.***"

Needles in Containers marked "FOR SINGER MACHINES" are NOT **SINGER** made needles. 2

SINGERLIGHT No. 193518



FOR MACHINE NO. 15-86

This Singerlight is the same as 193294, with the following exceptions:

NO.	PLATE	NAME
*193439	—	Singerlight Lead Cord (8 ft. long) in place of 193288.....
194022	21445	Singerlight Lead Cord (8 ft. long) and Plug complete, Nos. 192542 and 193439, in place of 193289.....
192542	4966	Singerlight Lead Cord Plug Cap with 192543.....
192543	4966	Singerlight Lead Cord Plug Flash Disc (fibre).....
193518	—	Singerlight (moulded, less lamp) complete, Nos. 691A, 97359, 193421, 193437, 193815, 193941, 194022, 701909 and two 193509.....

SINGERLIGHT LAMP

NO.	PLATE	NAME
194120	21444	Singerlight Lamp.....

NOTE: When ordering No. 194120, state voltage required: We are prepared to furnish the following voltages:

- 32
- 50
- 110 to 120
- 200 to 220
- 230 to 250

NUMERICAL LIST OF PARTS

NO.	PLATE	NAME
453c	21434	Presser Bar Spring Bracket Set Screw for 2068.....
462c	21434	Clamp Stop Motion Flange Bushing Set Screw for 15313.....
462c	21434	Oscillating Shaft Crank Set Screw for 125059.....
462c	21434	Shuttle Driver Set Screw for 125092.....
468c	4938	Embroidery Attachment Looper Set Screw for 26528.....
552c	21429	Needle Clamp Thumb Screw for 2054...
570c	21429	" Bar Connecting Link Hinge Screw for 15434.....
571c	21435	Bobbin Winder Spindle Worm for 125091 and 125094.....
591F	21431	Shuttle Tension Regulating Screw for 15277.....
592E	21431	Shuttle Bobbin Case Latch Stop Screw for 15277.....
602J	20162	Controller Resistance Unit Cover Screw for 193646 to 193648.....
602J	20162	Knee Lever Slide Cover Screw for 193654
648J	21434	Shuttle Race Back Spring Screw for 2528
662J	21434	" " Cap Screw for 15420.....
665B	4974	Presser Foot Braid Guide Screw for 36055
665B	4974	" " Cord Guide Screw for 36058
691A	21442	Singerlight Screw for 193294 and 193518.
691A	21434	Throat Plate Screw.....
792R	20162	Controller Screw for 193745 to 193747, for Stands Nos. 46909, 46912 and 46913
857B	4918	Thread Take-up Spring Regulator Set Screw for 15432.....
896E	21434	Crank Connecting Rod Cap Screw for 125021.....
1085E	21434	Feed Forked Connection Slide Block Screw Stud for 125335.....
1285c	21434	Feed Cam and Counterbalance Position Screw for 125045.....
1293c	21434	Thread Take-up Cam Position Screw for 15272.....
1381c	21434	Feed Forked Connection Hinge Screw (eccentric).....
1422B	4936	Embroidery Attachment Spool Bracket Tension Regulating Thumb Screw for 35504.....
1498c	21429	Needle Bar Bushing Set Screw.....
1513J	21434	Feed Lifting Rock Shaft Screw Center Nut for 56814.....

NUMERICAL LIST OF PARTS

NO.	PLATE	NAME
1513J	21434	Feed Rock Shaft Screw Center Nut for 56814.....
1513J	21434	Oscillating Rock Shaft Screw Center Nut for 56814.....
1518J	21434	Crank Connecting Rod Hinge Screw Nut
1519J	21434	Feed Bar Screw Center Nut for 15445..
1520J	21434	" Forked Connection Hinge Screw Nut.....
1520J	21434	Needle Bar Connecting Link Hinge Screw Nut for 15434.....
1528J	21435	Bobbin Winder Worm Wheel and Thread Guide Cam Screw Stud Nut for 125091 and 125094.....
1549J	20162	Knee Lever Extension Hinge Screw Nut for 193662.....
1549R	20162	Controller Bracket Screw Nut for 193827
1560B	21431	Tension Regulating Thumb Nut for 15471
1607J	21362	Controller Resistance Unit Bell Crank Hinge Screw Nut for 194027.....
1607J	21362	Controller Resistance Unit Yoke Hinge Screw Nut for 194027.....
1708J	20162	Controller Resistance Unit Bell Crank Hinge Screw Nut for 193654.....
1768R	21362	Three-Pin Terminal (female half) Housing Screw Nut for 192989.....
1813	21426	Feed Lifting Rock Shaft Crank Roller and Stud for 2509.....
1822	21431	Thread Take-up Lever Roller and Stud for 15491.....
2002	21434	Arm Dowel Pin.....
2007	21426	" Spool Pin.....
2020	21426	Clamp Stop Motion Clamp Washer for 15314.....
2022	21426	Clamp Stop Motion Flange Bushing Pin.
2049	21431	Oscillating Shaft Crank Pin.....
2049	21431	Shuttle Driver Pin.....
2052	21429	Needle Bar Connecting Stud with 155c...
2054	21429	" Clamp with 552c.....
2068	21426	Presser Bar Spring Bracket with 453c...
2070	21429	" " " Washer.....
2102	21431	Tension Disc for 15471.....
2506	4974	Feed Dog for 2831, for 36058.....
2509	21426	" Lifting Rock Shaft Crank with 157J and 1813, for 2836.....
2510	21427	Oscillating Shaft.....
2515	21431	Shuttle Body for 125018.....
2518	4926	" Bobbin for 120306 and 125018..

NUMERICAL LIST OF PARTS

NO.	PLATE	NAME
2523	21431	Shuttle Bobbin Case Position Finger Rivet for 15277.....per 100
2528	21430	Shuttle Race complete, Nos. 648J, 2531, 15420, 125080 and two 2532.....
2530	—	Shuttle Race Body for 15420.....
2531	21430	“ “ Back for 2528.....
2532	21434	“ “ “ Position Pin for 2528.....per 100
2535	21430	Shuttle Race Cap for 15420.....
2749	21435	Bobbin Winder Worm Wheel and Thread Guide Cam Friction Washer for 125091 and 125094.....
*2805	—	Bed.....
2816	21427	Feed Lifting Rock Shaft for 2836.....
2824	21432	Shuttle Race Slide Spring for 15147.....
2827	21431	Face Plate Thread Guard with 8505, for 15432.....
2831	4974	Throat Plate, large needle hole, for 2506.....
2835	21427	Feed Bar.....
2836	—	Feed Lifting Rock Shaft complete, Nos. 2509 and 2816.....
2973	21431	Shuttle Bobbin Case Latch Lever for 15141.....
2974	21431	Shuttle Bobbin Case Latch Lever Fulcrum Pin for 15141.....per 100
2975	21431	Shuttle Bobbin Case Latch Spring for 15277.....
4604	21434	Corder Bow Rivet for 26399.....per 100
5790	20162	Controller Resistance Unit Adjusting Nut Stop Pin for 193650.....per 100
8217	4918	Feed Regulator Friction Washer.....
8399	21429	Presser Bar Spring.....
8505	21434	Face Plate Thread Guard Rivet for 2827,.....per 100
8879	21426	Arm Spool Pin Washer (cloth).....
9859	4938	Embroidery Attachment Thread Bracket Rivet for 120876.....per 100
12152	4937	Embroidery Attachment Body Block Rivet for 35496.....per 100
13710	4918	Tension Spring for 15471.....
15027	21431	Shuttle Bobbin Case Position Finger for 15277.....
15072	21435	Bobbin Winder Bobbin Position Pin for 15289.....per 100
15140	21431	Shuttle Bobbin Case Latch for 15141.....
15141	—	“ “ “ Hinge for 15277, Nos. 2973, 2974 and 15140.....

NUMERICAL LIST OF PARTS

NO.	PLATE	NAME
15147	—	Shuttle Race Slide complete, Nos. 2824, 15188 and two 50216j.....
*15170	—	Oscillating Shaft Crank Slide Block for 125330.....
15188	21432	Shuttle Race Slide for 15147.....
15238	21431	Tension Releasing Pin for 15471.....
*15248	21429	Needle Bar Connecting Link with 51002E, for 15374.....
15272	21427	Thread Take-up Cam with 1293c, for 15434.....
15277	21431	Shuttle Bobbin Case complete for 125018, Nos. 591F, 592E, 2523, 2975, 15027, 15141, 15278 and 62739.....
15278	21431	Shuttle Tension Spring for 15277.....
15279	21432	Feed Dog, 12 teeth (14 teeth to the inch) three teeth at right of needle, square corner, for 15280, 15316 and 15317....
15280	21432	Throat Plate, medium needle hole, for 15279.....
15282	21428	Balance Wheel, 2¼ in. pulley, for 15-86 Machine.....
Nos. 15286 TO 15289 FOR 125091 AND 125094		
15286	21435	Bobbin Winder Frame Spring.....
15287	21435	“ “ Friction Ring (rubber)..
15288	21435	“ “ Pulley.....
15289	4926	“ “ Spindle with 15072.....
15291	21435	“ “ Stop Latch Spring for 125091 and 125094.....
15297	21427	Feed Rock Shaft.....
*15312	—	Clamp Stop Motion Flanged Bushing for 15313.....
15313	21426	Clamp Stop Motion Flanged Bushing 15312 with two 462c, for 15314.....
15314	—	Clamp Stop Motion complete, Nos. 248A, 256B, 2020 and 15313.....
15316	21433	Throat Plate, large needle hole, for 15279
15317	21433	“ “ small needle hole, for 15279
15359	21439	Feed Cover Plate.....
15366	21435	Bobbin Winder Thread Guide Spring for 125091 and 125094.....
15374	—	Needle Bar Connecting Link 15248 with 2052.....
15376	21435	Bobbin Winder Adjusting Arm for 125091 and 125094.....
15377	21435	Bobbin Winder Stop Latch for 125091 and 125094.....

NUMERICAL LIST OF PARTS

NO.	PLATE	NAME
15395	4918	Tension Thread Guard for 15428.....
*15404	—	Trade Mark for 125083.....
15405	21434	“ “ Rivet for 125083.....
*15406	—	Face Plate for 15407.....
*15407	—	“ “ 15406 with 15428, for 15432..
15408	—	“ “ Tension Seat for 15428.....
15410	4918	Tension Stud Bushing for 15432.....
15412	4918	Thread Take-up Spring Regulator for 15432.....
15413	21435	Bobbin Winder Frame for 125091 and 125094.....
15416	21435	Bobbin Winder Worm Wheel and Thread Guide Cam for 125091 and 125094....
15418	21435	Bobbin Winder Thread Guide for 125091 and 125094.....
15420	—	Shuttle Race Body 2530 with 2535 and two 662j, for 2528.....
15427	21428	Arm Side Cover.....
15428	—	Face Plate Tension Seat 15408 with 15395, for 15407.....
15429	4974	Presser Foot (needle hole on right hand side) for stitching on edge and inserting braid.....
15432	21428	Face Plate 15407 with 857b, 2827, 15410, 15412 and 50292b, for 55644.....
*15434	—	Thread Take-up Cam 15272 with 570c and 1520j, for 125084.....
15445	—	Feed Bar Screw Center 315c with 1519j..
15471	—	Tension complete for 55644, Nos. 1560b, 13710, 15238, 32572, 50291w, 55645 and two 2102.....
15486	21429	Presser Bar Lifter Hinge Stud for 125083
*15491	21431	Thread Take-up Lever with 1822, for 15492.....
15492	—	Thread Take-up Lever 15491 with 50527c
15498	21427	Arm Shaft Bushing for 125083 and 125084
22232	4938	Embroidery Attachment Driving Lever Friction Washer for 26538.....
22232	4938	Embroidery Attachment Scroll Carrier Friction Washer for 26538.....
23258	21362	Controller Resistance Unit Screw Washer (steel) for 192862 to 192864, 193646 to 193648 and 193851 to 193853.....
25510	4958	Braider.....
25525	4958	Bias Gauge.....
25527	21439	Cloth Guide for 120306.....
25537	21437	Screw Driver (machine) for 120306.....

NUMERICAL LIST OF PARTS

NO.	PLATE	NAME
Nos. 25626 TO 25629 FOR 120306		
25626	21438	Hemmer for $\frac{3}{16}$ in. hem.....
25627	21438	“ “ $\frac{1}{4}$ in. hem.....
25628	21438	“ “ $\frac{5}{8}$ in. hem.....
25629	21438	“ “ $\frac{3}{8}$ in. hem.....
25636	21433	Under Braider.....
25637	21433	“ “ Foot.....
25789	1950	Corder Bow Tip for 26399.....
25794	1950	Presser Foot for 26399.....
25893	21433	Hemmer (foot) for $\frac{1}{4}$ in. hem.....
25978	4926	Presser Foot (single toe) for gathering..
25979	21439	“ “ (double toe) for gathering..
26075	4926	Thread Cutter and Holder.....
26319	21438	Binder for 120306.....
26398	1950	Corder Bow for 26399.....
26399	1950	Corder Bow complete for top cording, Nos. 4604, 25789, 25794 and 26398... .
26523	4938	Embroidery Attachment Driving Lever Washer for 26538.....
26524	4938	Embroidery Attachment Frame with 26525, for 26538.....
26525	4938	Embroidery Attachment Frame Block for 26524.....
Nos. 26527 TO 26530 FOR 26538		
26527	4938	Embroidery Attachment Looper.....
26528	4938	“ “ Scroll with 468c
26529	4938	“ “ “ Carrier with 26531.....
26530	4938	Embroidery Attachment Scroll Carrier Hinge Stud.....
26531	4938	Embroidery Attachment Scroll Carrier Pin for 26529.....
26532	4938	Embroidery Attachment Scroll Cover for 26538.....
26533	4938	Embroidery Attachment Scroll Driving Lever with 26534, for 26538.....
26534	4938	Embroidery Attachment Scroll Driving Lever Stud for 26533.....
26535	4938	Embroidery Attachment Spool Pin for Arm of Machine, for 26538.....
26537	4938	Embroidery Attachment Thread Eyelet for 26538.....
26538	4940	Embroidery Attachment complete for one thread, Nos. 240j, 26523, 26524, 26527 to 26530, 26532, 26533, 26535, 26537, 26784, 26785, 120876 and two 22232.. .

NO.	PLATE	NAME
26784	4938	Embroidery Attachment Driving Lever Hinge Stud for 26538.....
26785	4938	Embroidery Attachment Thread Retaining Spring for 26538.....
32572	21431	Tension Releasing Disc for 15471.....
32672	4951	Balance Wheel, 3¼ in. pulley, for 15-87 Machine.....
35018	4940	Strip Delivery Blade for 35985.....
Nos. 35483 to 35495 FOR 35496		
35483	4937	Embroidery Attachment Body.....
35484	4937	“ “ “ Block....
35485	4937	“ “ Driving Lever
35486	4937	“ “ “ “
		Arm (lower).....
35487	4937	Embroidery Attachment Driving Lever Arm (upper).....
35488	4937	Embroidery Attachment Driving Lever Arm Guide.....
35489	4937	Embroidery Attachment Driving Lever Arm Hinge Stud.....
35490	4937	Embroidery Attachment Driving Lever Arm Spring.....
35491	4937	Embroidery Attachment Driving Lever Hinge Stud.....
35492	4937	Embroidery Attachment Thread Carrier (left).....
35493	4937	Embroidery Attachment Thread Carrier (left) Hinge Stud.....
35494	4937	Embroidery Attachment Thread Carrier (right).....
35495	4937	Embroidery Attachment Thread Carrier Friction Plate.....
35496	4937	Embroidery Attachment for 35505, Nos. 190B, 12152, 35483 to 35488, 35490 to 35495, 35498, 50139B and two 35489..
35497	4936	Embroidery Attachment Spool Bracket for 35504.....
35498	4936	Embroidery Attachment Spool Bracket Stud for 35496.....
Nos. 35499 to 35503 FOR 35504		
35499	4936	Embroidery Attachment Spool Bracket Tension Spring.....
35500	4936	Embroidery Attachment Spool Bracket Tension Spring Position Pin.....
35500	4936	Embroidery Attachment Spool Bracket Thread Guide Pin.....

NO.	PLATE	NAME
35501	4936	Embroidery Attachment Spool Bracket Wire.....
35502	4936	Embroidery Attachment Spool Bracket Wire Hinge Stud.....
35503	4936	Embroidery Attachment Spool Bracket Wire Hinge Stud Washer.....
35504	4936	Embroidery Attachment Spool Bracket complete for 35505, Nos. 1422B, 35497, 35499, 35502, 35503 and two each 35500 and 35501.....
35505	—	Embroidery Attachment complete for two threads, Nos. 35496 and 35504.....
35857	21433	Hemmer (foot) for ½ in. hem.....
35932	4940	Quilter.....
35940	4940	Under Braider.....
35984	4958	Presser Foot (strip folding) with tube for 35985.....
35985	—	Tubular Trimming Attachment complete, for making ⅜ in., ½ in. and ⅝ in. trimmings, Nos. 35018, 35984 and 120824..
36055	4974	Presser Foot with 665B and 36056, for blind stitch braiding, for soutache braid
36056	4974	Presser Foot Braid Guide for 36055.....
36058	4974	“ “ with 665B and 36059, for blind stitch cording, to turn small curves.....
36059	4974	Presser Foot Cord Guide for 36058.....
36067	4974	“ “ for braiding, for art work, for braid ⅜ in. to ⅝ in. wide.....
36569	21437	Oiler with 36571, for 36570.....
36570	—	“ 36569, filled with oil (Accessories)..
36571	21437	“ Spout, 1¼ in. long, with 36807, for 36569.....
36583	4942	Tucker for 120306.....
36648	21362	Name Plate Rivet for 192824 to 192826, 193646 to 193648, 193745 to 193747 and 193851 to 193853.....per 100
36803	—	Needle Threader Body for 36806 and 120328.....
36804	—	Needle Threader Hook for 36806.....
*36805	—	“ “ “ Ring for 36806 and 120328.....
36806	—	Needle Threader complete for No. 11 Needle and above, Nos. 36803, 36805, 50315J and three 36804.....
36807	4926	Oiler Spout Washer (leather) for 36571..
36835	21439	Feller (foot).....

NO.	PLATE	NAME
36865	21437	Edge Stitcher.....
45319	—	Presser Foot Plate for 45321.....
45320	—	“ “ Shank for 45321.....
45321	21432	Presser Foot (hinged) complete, Nos. 45319, 45320 and 45329.....
45329	21432	Presser Foot Hinge Pin for 45321.....
50053B	4926	Cloth Guide Thumb Screw for 120306...
50058B	21435	Bobbin Winder Adjusting Arm Screw for 125091 and 125094.....
50059B	21435	Bobbin Winder Frame Hinge Screw for 125091 and 125094.....
50061B	21435	Bobbin Winder Thread Guide Hinge Screw for 125091 and 125094.....
50139B	4937	Embroidery Attachment Thread Carrier (right) Hinge Screw for 35496.....
50216J	21434	Shuttle Race Slide Spring Screw for 15147
50230B	21435	Bobbin Winder Stop Latch Hinge Screw for 125091 and 125094.....
50291W	4918	Tension Stud for 15471.....
50292B	4918	“ “ Set Screw for 15432.....
50315J	4926	Needle Threader Hook Screw for 36806 and 120328.....
50353E	4918	Feed Regulator Hinge Screw.....
50527C	21434	Thread Take-up Lever Hinge Screw for 15492.....
50564J	21442	Singerlight Nipple Cap Set Screw for 193936.....
50566	21442	Singerlight Lead Terminal Screw (brass) for 193815.....
50632R	20159	Motor Bracket Screw for 193287.....
50940R	20162	Controller Resistance Unit Screw for 193646 to 193648.....
51002E	4926	Needle Bar Connecting Link Adjusting Screw for 15248.....
51045C	4926	Machine Hinge Connection Set Screw....
51093R	21362	Three-Pin Terminal (female half) Hous- ing Screw for 192989.....
51117J	20162	Controller Resistance Unit Yoke Stop Screw for 192862 to 192864.....
51118R	21362	Controller Resistance Unit Screw for 192862 to 192864 and 193851 to 193853
51119R	20162	Controller Bracket Clamp Screw for 198164.....
51119J	20162	Controller Bracket Screw for 192824 to 192826, for Cabinet Tables of Cover Sets.....

NO.	PLATE	NAME
51202	21442	Singerlight Toggle Switch Frame Screw (brass) for 193817.....
51203	21442	Singerlight Lamp Contact Lead Terminal Screw (brass) for 193817.....
51203	21442	Singerlight Toggle Switch Spring Contact (right) Screw (brass) for 193817.....
51206R	20159	End Cover Screw.....
51207C	20159	Pulley Set Screw for 193231.....
51208B	20159	Motor Screw for 193287.....
51224B	4926	Arm Side Cover Thumb Screw.....
51224B	4926	Presser Foot Thumb Screw.....
51225B	4926	Feed Regulator Thumb Screw.....
*51228B	21429	Pressure Regulating Thumb Screw for 66773.....
51229E	21431	Shuttle Driver Cushion Spring Screw for 125064.....
51309C	20162	Controller Resistance Unit Bell Crank Hinge Screw for 193654.....
51310J	20162	Knee Lever Thumb Screw for 193646 to 193648.....
51311J	20162	Knee Lever Slide Housing Screw for 193654.....
51336J	20162	Knee Lever Extension Hinge Screw for 193662.....
51340C	21362	Controller Resistance Unit Yoke Hinge Screw for 194027.....
51385R	21442	Singerlight Toggle Switch Shell Screw for 193815.....
51425C	21362	Controller Resistance Unit Bell Crank Hinge Screw for 194027.....
51582	20159	Three-Pin Terminal Body (male half) Post Thumb Nut for 192797.....
51602R	21442	Singerlight Nipple Nut for 193999.....
51896	20162	Knee Lever Slide Roller (small) for 193655
51897	20162	“ “ “ “ (large) for 193655
55621	4926	Presser Bar Lifter.....
55644	—	Face Plate complete, Nos. 15432 and 15471.....
55645	4918	Thread Take-up Spring for 15471.....
56814	—	Feed Lifting Rock Shaft Screw Center 307c with 1513J.....
56814	—	Feed Rock Shaft Screw Center 307c with 1513J.....
56814	—	Oscillating Rock Shaft Screw Center 307c with 1513J.....
*62739	—	Shuttle Bobbin Case for 15277.....

NUMERICAL LIST OF PARTS

NO.	PLATE	NAME
66752	21429	Pressure Regulating Thumb Screw Plug (felt) for 66773.....
66773	—	Pressure Regulating Thumb Screw 51228B, with 66752.....
97359	21442	Singer Light Screw Retaining Washer (fibre) for 193294 and 193518..... per 100
120306	—	Attachment Set complete, Nos. 25527, 25537, 25626 to 25629, 26319, 36583, 50053B, 120378, five 2518 and six needles
120327	4926	Needle Threader Hook for 120328.....
120328	4926	Needle Threader complete for No. 9 Needle, Nos. 36803, 36805, 50315J and three 120327.....
120329	—	Machine Cover (Accessories).....
120378	4926	Screw Driver (shuttle tension) for 120306
120598	4942	Ruffler for one, six and twelve stitch ruffling.....
120687	21439	Hemstitcher with Yielding Presser Plate
120824	4958	Strip Wire for 35985.....
120855	21433	Hemmer (foot) for $\frac{3}{4}$ in. hem.....
120876	4938	Embroidery Attachment Driving Lever with 120877 and two 9859, for 26538..
120877	4938	Embroidery Attachment Thread Bracket for 120876.....
Nos. 121091 to 121093 for 121094		
121091	21439	Darning Foot.....
121092	21439	“ “ Shank 121126 with 121125
121093	21439	“ “ Spring.....
121094	21439	Darning Foot (spring) complete, Nos. 121091 to 121093.....
*121125	—	Darning Foot Guide for 121092.....
*121126	—	“ “ Shank for 121092.....
125018	4926	Shuttle, $1\frac{1}{16}$ in. diam., Nos. 2515, 2518 and 15277.....
125021	21427	Crank Connecting Rod with 125044 and two 896E.....
125035	4974	Presser Foot (needle hole on left hand side) for stitching on edge and inserting braid.....
125036	4926	Feed Regulator Thumb Screw Washer...
125042	21427	Arm Shaft for 125084.....
125044	21431	Crank Connecting Rod Oil Pad (felt) for 125021.....
125045	21427	Feed Cam and Counterbalance with 1285C, for 125084.....

NUMERICAL LIST OF PARTS

NO.	PLATE	NAME
125046	21428	Feed Forked Connection for 125085.....
125047	21426	“ “ “ Slide Block for 125335.....
125050	21426	Feed Regulator.....
125052	21429	Needle Bar Bushing.....
125055	21428	Oscillating Rock Shaft with 125056.....
125056	21428	“ “ “ Oil Wick (braided cotton) for 125055.....
*125057	—	Oscillating Shaft Crank for 125059.....
125059	21426	“ “ “ 125057 with 125330 and two 462C.....
*125060	—	Oscillating Shaft Crank Slide Block Stud for 125330.....
125061	21429	Presser Bar.....
*125062	—	Shuttle Driver for 125092.....
125064	—	“ “ 125092 with 125065 and two 51229E.....
125065	21431	Shuttle Driver Cushion Spring for 125064
125072	21429	Needle Bar Bushing Oil Pad (felt).....
125079	21429	“ “
125080	21430	Shuttle Race Back Spring for 2528.....
*125082	—	Arm for 125083.....
125083	—	“ 125082 with 435C, 448C, 15404, 15486, 15498 and two 15405.....
*125084	—	Arm Shaft 125042 with 15434, 15498 and 125045.....
125085	—	Feed Forked Connection 125046 with 125335.....
125088	21431	Arm Oil Pad (felt) for oiling Arm Shaft Back Bearing.....
125089	21437	Arm Oil Pad Spring for 125090 and 125093
125090	21437	Bobbin Winder Bracket (belt cover) with 125334, for 125091.....
125091	21436	Bobbin Winder complete, for Balance Wheel No. 15282, for 15-S6 Machine, Nos. 50B, 571C, 1528J, 2749, 15286 to 15289, 15291, 15366, 15376, 15377, 15413, 15416, 15418, 50058B, 50059B, 50061B, 50230B and 125090.....
125092	21431	Shuttle Driver 125062 with two 462C, for 125064.....
125093	21440	Bobbin Winder Bracket (belt cover) with 125334, for 125094.....

NUMERICAL LIST OF PARTS

NO.	PLATE	NAME
125094	—	Bobbin Winder complete, for Balance Wheel No. 32672, for 15-87 Machine, Nos. 50B, 571c, 1528J, 2749, 15286 to 15289, 15291, 15366, 15376, 15377, 15413, 15416, 15418, 50058B, 50059B, 50061B, 50230B and 125093.....
125095	21429	Needle Bar Thread Guard.....
125330	21426	Oscillating Shaft Crank Slide Block 15170 with 125060, for 125059.....
125334	21437	Arm Oil Pad Spring Cap for 125090 and 125093.....
125335	—	Feed Forked Connection Slide Block 125047 with 1085E, for 125085.....
190058	20159	Motor Bracket Screw Retaining Washer (fibre) for 193287.....
190059	20160	Commutator complete.....
190075	20159	Armature Shaft Grease Pad Spring.....
*190076	20159	“ “ Bearing Sleeve.....
190083	20159	Brush Spring.....
190092	21362	Controller Foot Rest (movable) Cotter Pin for 194030.....
190439	20161	Tube, filled with Singer Motor Lubricant, for 190613.....
190563	20161	Field Coil Retainer.....
190612	—	Tube Carton (paper) for 190613.....
190613	—	“ 190439 with 190612.....
190782	20159	Brush (carbon) for 32 to 145 volts.....
191097	20159	Armature Thrust Washer (commutator end) fibre.....
191098	20159	Armature Thrust Washer (pulley end) peerless paper.....
191417	20159	Motor Bracket Screw Washer for 193287
191915	20162	Controller Lead Bushing Retainer for 192811 and 193652.....
*191960	—	Controller Lead Cord Terminal Clip Body for 193990.....
*191960	—	Controller Lead Terminal Clip Body (controller end) for 192857, 193667 and 193743.....
*191961	—	Controller Lead Cord Terminal Clip Body Cap for 193990.....
*191961	—	Controller Lead Terminal Clip Body Cap (controller end) for 192857, 193667 and 193743.....
192140	21444	Controller Resistance Unit, for 95 to 145 volts, for 192863, 193647 and 193852..

NUMERICAL LIST OF PARTS

NO.	PLATE	NAME
192141	21444	Controller Resistance Unit, for 150 to 250 volts, for 192864, 193648 and 193853..
192142	4966	Controller Lead Bushing (for machine lifting plate), Electrical Trimmings for Electric Cabinet Table Sets Nos. 40, 47 and 50 and Stand No. 46913.....
192143	4966	Controller Lead Bushing Retaining Spring for 192142, Electrical Trimmings for Electric Cabinet Table Sets Nos. 40, 47 and 50 and Stand No. 46913.....
192211	21444	Controller Resistance Unit for 32 to 55 volts, for 192862, 193646 and 193851..
192240	20159	Field Coil Tube (paper).....
*192303	—	Controller Resistance Unit Adjusting Nut Insert (brass) for 192985.....
192339	21362	Controller Base Cushion Stud for 194027
192348	21362	“ “ Lead Cord Bushing for 193990
192542	4966	“ “ “ Plug Cap for 193990
192542	4966	Lead Cord Plug Cap for 192851.....
192542	4966	Singerlight Lead Cord Plug Cap for 194022.....
192543	4966	Lead Cord Plug Flash Disc (fibre) for 192542.....
192543	4966	Controller Lead Cord Plug Flash Disc (fibre) for 192542.....
192543	4966	Singerlight Lead Cord Plug Flash Disc (fibre) for 192542.....
192641	20161	Motor Bracket for 193287.....
*192642	—	Three-Pin Terminal Body (male half) for 193700.....
*192643	—	Three-Pin Terminal (female half) Housing (upper) for 192989.....
*192644	—	Three-Pin Terminal (female half) Housing (lower) for 192989.....
192691	20159	Three-Pin Terminal (female half) Insert Sleeve for 192989.....
192692	20159	Three-Pin Terminal (female half) Insert Clamp for 192989.....
192790	20159	Three-Pin Terminal Adapter Bushing for 192851, for Knee or Treadle Control..
192793	20159	Three-Pin Terminal Body (male half) Post for 193700.....
192796	20162	Controller Lead Bushing for 192811 and 193652.....
192797	20161	Three-Pin Terminal Body (male half) complete, Nos. 193700 and three each 51582 and 701719.....

NO.	PLATE	NAME
192810	21443	Controller Resistance Unit Yoke 192815 with 192816, for 192862 to 192864....
192811	—	Controller Cover 192907 with 191915 and 192796, for 192824 to 192826 and 193745 to 193747
*192813	—	Controller Pitman Rod Connection for 192866.....
*192815	—	Controller Resistance Unit Yoke for 192810.....
*192816	—	Controller Resistance Unit Yoke Extension for 192810.....
192819	20162	Controller Resistance Unit Yoke Spring for 192862 to 192864.....
*192820	—	Controller Lead Cord, 8 ft. long, for 193990
Nos. 192824 TO 192826 FOR CABINET TABLES OR COVER SETS		
192824	—	Controller complete, for 32 to 55 volts, A. C. or D. C. Motor, Nos. 227J, 192811, 192857, 192862, 899287 and two 36648.
192825	—	Controller complete, for 95 to 145 volts, A. C. or D. C. Motor, Nos. 227J, 192811, 192857, 192863, 899326 and two 36648.
192826	—	Controller complete, for 150 to 250 volts, A. C. or D. C. Motor, Nos. 227J, 192811, 192857, 192864, 899287 and two 36648.
192851	20161	Lead Cord complete, from lamp socket to three-pin terminal, for Knee or Treadle Control, Nos. 192542, 192790, 192852 and 192989.....
*192852	—	Lead Cord for 192851.....
192857	21445	Controller Lead complete, from controller to three-pin terminal, for 192824 to 192826, Nos. 192858 and two each 191960, 191961, 192954 and 192955...
*192858	—	Controller Lead for 192857.....
*192862	—	Controller Resistance Unit Base 193243 with 192211, 192810, 192985, two each 23258, 51117J, 51118R, 192819 and 701690, for 192824 and 193745.....
*192863	—	Controller Resistance Unit Base 193243 with 192140, 192810, 192985, two each 23258, 51117J, 51118R, 192819 and 701690, for 192825 and 193746.....
*192864	—	Controller Resistance Unit Base 193243 with 192141, 192810, 192985, two each 23258, 51117J, 51118R, 192819 and 701690, for 192826 and 193747.....

NO.	PLATE	NAME
192866	21443	Controller Pitman Rod Connection 192813 with 192867, for 192824 to 192826, for Cabinet Tables or Cover Sets.....
*192867	—	Controller Pitman Rod Connection Hook for 192866.....
*192885	—	Controller Resistance Unit Yoke Extension Guide for 193243.....
192907	21444	Controller Cover for 192811.....
192909	4966	“ Lead Tube Clamp (double), Electrical Trimmings for Electric Cabinet Table Sets Nos. 40, 47 and 50....
192912	21445	Controller Lead Tube 192913 with two 192946, Electrical Trimmings for Stands Nos. 46909 and 46912.....
192912	21445	Controller Lead Tube 192913 with two 192946 (long), Electrical Trimmings for Stand No. 46913.....
*192913	—	Controller Lead Tube (wire mold) for 192912.....
192916	4966	Controller Lead Tube 192917 with two 192946 (short), Electrical Trimmings for Stand No. 46913.....
*192917	—	Controller Lead Tube (wire mold) for 192916.....
192918	4966	Controller Lead Tube Clamp (single), Electrical Trimmings for Electric Cabinet Table Sets Nos. 40, 47 and 50...
192918	4966	Controller Lead Tube Clamp, Electrical Trimmings for Stands Nos. 46909, 46912 and 46913.....
*192946	—	Controller Lead Tube Ferrule for 192912, 192916 and 193722.....
192947	—	Brush (carbon) for 150 to 250 volts.....
*192954	—	Controller Lead Terminal Clip Body (terminal end) for 192857, 193667 and 193743.....
*192954	—	Field Coil Lead Terminal Clip Body....
*192954	—	Singerlight Lead Terminal Clip Body for 193289.....
*192955	—	Controller Lead Terminal Clip Body Cap (terminal end) for 192857, 193667 and 193743.....
*192955	—	Field Coil Lead Terminal Clip Body Cap
*192955	—	Singerlight Lead Terminal Clip Body Cap for 193289.....

NUMERICAL LIST OF PARTS

NO.	PLATE	NAME
192985	21362	Controller Resistance Unit Adjusting Nut (insulating) with 192303 for 192862 to 192864, 193646 to 193648 and 193851 to 193853.....
192989	20161	Three-Pin Terminal (female half) complete for 192851 and 193990, Nos. 192643, 192644, two each 1768R, 51093R and three each 192691 and 192692....
193066	4950	Belt (moulded) for Spoked Balance Wheel No. 15282.....
193077	4951	Belt (moulded) for Disc Balance Wheel No. 32672.....
*193225	20161	Armature Shaft.....
193226	20160	End Cover (commutator end) with two 193232.....
193227	20160	End Cover (pulley end) with 193233 and 193234.....
193228	20159	Brush Tube.....
193229	20159	" Cap.....
193230	20159	Armature Shaft Bearing Sleeve Cap (commutator end).....
193231	20159	Pulley (moulded) with 51207c.....
*193232	20159	End Cover (commutator end) Insert for 193226.....
*193233	20159	End Cover (pulley end) Insert (upper) for 193227.....
*193234	20159	End Cover (pulley end) Insert (lower) for 193227.....
193236	20161	Fan.....
193238	20159	Brush Tube Terminal.....
193239	20160	Field Core Shield for 193285 and 193286.
193243	21444	Controller Resistance Unit Base with 192885, for 192862 to 192864.....
*193249	21444	Singerlight Socket Body with 193255 and two each 193251 and 193267, for 193817
*193251	21441	Singerlight Lamp Contact Plunger Bushing for 193249.....
*193252	21441	Singerlight Lamp Contact Plunger Spring for 193817.....
*193253	21441	Singerlight Lamp Contact Plunger for 193817.....
*193254	21441	Singerlight Lamp Contact Lead Terminal for 193817.....
*193255	21441	Singerlight Toggle Switch Spring Contact Lead Terminal Stud for 193249.....
*193256	21441	Singerlight Toggle Switch Spring Contact Lead Terminal for 193817.....

NUMERICAL LIST OF PARTS

NO.	PLATE	NAME
*193257	21441	Singerlight Toggle Switch Spring Contact (right) for 193817.....
*193258	21441	Singerlight Toggle Switch Spring Contact (left) for 193817.....
*193259	21441	Singerlight Toggle Switch Contact for 193818.....
*193262	21441	Singerlight Toggle Switch Toggle Lever Spring for 193818.....
*193265	21441	Singerlight Toggle Switch Operating Lever Hinge Pin for 193818.....
*193267	21441	Singerlight Shade Position Pin for 193249
193272	21444	" " for 193421.....
193285	—	Field Core Shield 193239 with 899380 and two 700792, for B. R. 7 Motor.....
193286	—	Field Core Shield 193239 with 899381 and two 700792, for all B. R. Motors except B. R. 7 Motor.....
193287	—	Motor Bracket complete, Nos. 50632R, 51208B, 190058, 191417, 192641 and 701513.....
*193288	—	Singerlight Lead for 193289.....
193289	21443	Singerlight Lead complete for 193294, Nos. 193288 and two each 192954 and 192955.....
193294	—	Singerlight (moulded, less lamp) complete for 15-87 Machine, Nos. 691A, 97359, 193289, 193421, 193437, 193815, 193941, 701909 and two 193509.....
193318	20160	Armature complete for B. R. 6 and B. R. 7 Motors.....
*193386	21441	Singerlight Toggle Switch Frame for 193818.....
*193387	21441	Singerlight Toggle Switch Toggle Lever for 193818.....
193401	21444	Singerlight Shade Reflector for 193421..
193402	20159	Armature Shaft Grease Pad Spring Cap.
193421	—	Singerlight Shade 193272 with 193401, for 193294 and 193518.....
193437	21442	Singerlight Shade Friction Washer for 193294 and 193518.....
193438	20160	Field Core complete.....
*193439	—	Singerlight Lead Cord (8 ft. long) for 194022.....
193440	—	Field Coil complete, for B. R. 3 Motor, Nos. 193441 and 193442.....
*193441	—	Field Coil (right) for 193440.....
*193442	—	" " (left) for 193440.....

NO.	PLATE	NAME
193443	—	Field Coil complete, for B. R. 5 Motor, Nos. 193444 and 193445.....
*193444	—	Field Coil (right) for 193443.....
*193445	—	“ “ (left) for 193443.....
193446	—	Field Coil complete, for B. R. 6 Motor, Nos. 193447 and 193448.....
*193447	—	Field Coil (right) for 193446.....
*193448	—	“ “ (left) for 193446.....
193449	—	Field Coil complete for B. R. 7 Motor, Nos. 193450 and 193451.....
*193450	20172	Field Coil (right) for 193449.....
*193451	20172	“ “ (left) for 193449.....
193452	—	Field Coil complete for B. R. 8 Motor, Nos. 193453 and 193454.....
*193453	—	Field Coil (right) for 193452.....
*193454	—	“ “ (left) for 193452.....
193455	—	Field Coil complete for B. R. 9 Motor, Nos. 193456 and 193457.....
*193456	—	Field Coil (right) for 193455.....
*193457	—	“ “ (left) for 193455.....
193458	—	Field Coil complete for B. R. 10 and B. R. 11 Motors, Nos. 193459 and 193460.....
*193459	—	Field Coil (right) for 193458.....
*193460	—	“ “ (left) for 193458.....
193461	—	Field Coil complete for B. R. 12 Motor, Nos. 193462 and 193463.....
*193462	—	Field Coil (right) for 193461.....
*193463	—	“ “ (left) for 193461.....
193464	—	Field Coil complete for B. R. 15 Motor, Nos. 193465 and 193466.....
*193465	—	Field Coil (right) for 193464.....
*193466	—	“ “ (left) for 193464.....
193467	—	Field Coil complete for B. R. 87 Motor, Nos. 193468 and 193469.....
*193468	—	Field Coil (right) for 193467.....
*193469	—	“ “ (left) for 193467.....
193470	—	Field Coil complete for B. R. 90 Motor, Nos. 193471 and 193472.....
*193471	—	Field Coil (right) for 193470.....
*193472	—	“ “ (left) for 193470.....
193473	—	Field Coil complete for B. R. 92 Motor, Nos. 193474 and 193475.....
*193474	—	Field Coil (right) for 193473.....
*193475	—	“ “ (left) for 193473.....
193476	—	Armature complete for B. R. 3 Motor....
193477	—	Armature complete for B. R. 5 Motor....

NO.	PLATE	NAME
193478	—	Armature complete for B. R. 8 Motor....
193479	—	Armature complete for B. R. 9 Motor....
193480	—	Armature complete for B. R. 10 and B. R. 92 Motors.....
193481	—	Armature complete for B. R. 11 and B. R. 12 Motors.....
193482	—	Armature complete for B. R. 15 Motor....
193483	—	Armature complete for B. R. 87 Motor....
193484	—	Armature complete for B. R. 90 Motor....
*193495	—	Singerlight Bracket for 193941.....
193509	21442	“ Nipple Washer (felt) for 193294 and 193518.....
193512	21442	Singerlight Nipple Insulating Collar for 193999.....
193518	—	Singerlight (moulded, less lamp) complete for 15-86 Machine, Nos. 691A, 97359, 193421, 193437, 193815, 193941, 194022, 701909 and two 193509.....
Nos. 193646 TO 193648 FOR ELECTRIC CABINET TABLE SETS Nos. 40, 47 AND 50		
193646	—	Controller complete, for 32 to 55 volts, A. C. or D. C. Motor, Nos. 602j, 51310j, 192211, 192985, 193652, 193654, 193662, 193667, 899287 and two each 23258, 36648, 50940R, 701690 and wood screws ½ in. No. 5 Rd. Hd. and ⅝ in. No. 7 Rd. Hd.....
193647	—	Controller complete, for 95 to 145 volts, A. C. or D. C. Motor, Nos. 602j, 51310j, 192140, 192985, 193652, 193654, 193662, 193667, 899448 and two each 23258, 36648, 50940R, 701690 and wood screws ½ in. No. 5 Rd. Hd. and ⅝ in. No. 7 Rd. Hd.....
193648	—	Controller complete, for 150 to 250 volts, A. C. or D. C. Motor, Nos. 602j, 51310j, 192141, 192985, 193652, 193654, 193662, 193667, 899287 and two each 23258, 36648, 50940R, 701690 and wood screws ½ in. No. 5 Rd. Hd. and ⅝ in. No. 7 Rd. Hd.....
193649	20164	Controller Plate for 193654.....
193650	20164	Controller Resistance Unit Bell Crank with 5790, 193651 and 193739, for 193654.....

NUMERICAL LIST OF PARTS

NO.	PLATE	NAME
193651	20162	Controller Resistance Unit Bell Crank Wearing Plate for 193650.....
193652	—	Controller Resistance Unit Cover 193653 with 191915 and 192796, for 193646 to 193648.....
193653	20164	Controller Resistance Unit Cover for 193652.....
193654	—	Controller Plate 193649 with 602j, 1708j, 51309c, 193650, 193655, 193719, 194098, 194099, 701679 and two 51311j, for 193646 to 193648.....
193655	—	Knee Lever Slide complete for 193654, Nos. 51896, 193656, 193749 and two 51897.....
193656	20164	Knee Lever Slide with 193670, for 193655
193662	20164	Knee Lever complete for 193646 to 193648, Nos. 1549j, 51336j, 193737 and 193738.
193667	21445	Controller Lead complete for 193646 to 193648, Nos. 193668 and two each 191960, 191961, 192954 and 192955...
*193668	—	Controller Lead for 193667.....
193669	20162	Knee Lever Slide Housing Stop Pin for 194099.....
193670	20162	Knee Lever Slide Spring Stud for 193656.
*193700	—	Three-Pin Terminal Body (male half) 192642 with three 192793 and 192797..
193719	20162	Knee Lever Slide Spring for 193654.....
193722	21443	Controller Lead Tube 193723 with two 192946, Electrical Trimmings for Electric Cabinet Table Sets Nos. 40, 47 and 50.....
*193723	—	Controller Lead Tube (wiremold) for 193722.....
*193737	20164	Knee Lever for 193662.....
*193738	20164	“ “ Extension for 193662.....
193739	20162	Controller Resistance Unit Bell Crank Wearing Plate Rivet for 193650, per 100
193743	21445	Controller Lead complete, from controller to three-pin terminal, for 193745 to 193747, Nos. 193744 and two each 191960, 191961, 192954 and 192955...
*193744	—	Controller Lead for 193743.....
		Nos. 193745 TO 193747 FOR STANDS Nos. 46909, 46912 AND 46913
193745	—	Controller complete, for 32 to 55 volts, A. C. or D. C. Motor, Nos. 227j, 192811, 192862, 193743, 899287 and two 36648.

NUMERICAL LIST OF PARTS

NO.	PLATE	NAME
193746	—	Controller complete, for 95 to 145 volts, A. C. or D. C. Motor, Nos. 227j, 192811, 192863, 193743, 899456 and two 36648.
193747	—	Controller complete, for 150 to 250 volts, A. C. or D. C. Motor, Nos. 227j, 192811, 192864, 193743, 899287 and two 36648.
193749	20162	Knee Lever Slide Roller Pin for 193655..
*193765	21441	Singerlight Toggle Switch Toggle Lever Spring Washer for 193818.....
*193794	21441	Singerlight Toggle Switch Handle with 193795, for 193818.....
*193795	21441	Singerlight Toggle Switch Operating Lever for 193794.....
*193796	21441	Singerlight Toggle Switch Cover Plate for 193818.....
*193797	21441	Singerlight Toggle Switch Cover Plate Insulating Plate for 193818.....
193815	21444	Singerlight Socket and Switch complete for 193294 and 193518, Nos. 193816, 193829, 193936, two 50566 and three 51385r.....
*193816	—	Singerlight Socket Body 193817 with 193999, for 193815.....
*193817	—	Singerlight Socket Body 193249 with 51202, 193254, 193256 to 193258, 193818, two each 51203, 193252 and 193253, for 193816.....
*193818	—	Singerlight Toggle Switch complete for 193817, Nos. 193259, 193262, 193265, 193386, 193387, 193765, 193794, 193796 and 193797.....
193826	20171	Controller Bracket for 193827.....
193827	—	“ “ 193826 with 126r and 1549r, for 193745 to 193747, for Stand No. 46913.....
193828	21443	Controller Pitman Rod Connection 193868 with 193869, for 193745 to 193747, for Stand No. 46913.....
193829	21441	Singerlight Lead Strain Relief Disc for 193815.....
		Nos. 193851 TO 193853 FOR CABINET TABLES
193851	—	Controller (foot) complete, for 32 to 55 volts, A. C. or D. C. Motor, Nos. 228j, 192211, 192985, 193990, 194027, 194030, 899287 and two each 23258, 36648, 51118r, 193864 and 701690.....

NO.	PLATE	NAME
193852	—	Controller (foot) complete, for 95 to 145 volts, A. C. or D. C. Motor, Nos. 228j, 192140, 192985, 193990, 194027, 194030, 899531 and two each 23258, 36648, 51118r, 193864 and 701690.....
193853	—	Controller (foot) complete, for 150 to 250 volts, A. C. or D. C. Motor, Nos. 228j, 192141, 192985, 193990, 194027, 194030, 899287 and two each 23258, 36648, 51118r, 193864 and 701690.....
193856	21363	Controller Cover for 194030.....
193858	21362	" Foot Rest (stationary) for 194030.....
193861	21362	Controller Resistance Unit Bell Crank (left) for 194027.....
193862	21362	Controller Resistance Unit Bell Crank (right) for 194027.....
193863	21362	Controller Resistance Unit Yoke with 193989, for 194027.....
193864	21362	Controller Resistance Unit Yoke Spring for 193851 to 193853.....
193868	—	Controller Pitman Rod Connection for 193828.....
*193869	—	Controller Pitman Rod Connection Hook for 193828.....
193929	21362	Controller Base Cushion (rubber) for 194027.....
193936	21442	Singerlight Nipple Cap 193937 with 50564j, for 193815.....
*193937	—	Singerlight Nipple Cap with 193938, for 193936.....
*193938	—	Singerlight Nipple Cap Insert for 193937.....
193940	21442	" " for 193999.....
193941	21441	" Bracket 193495 with 193942, for 193294 and 193518.....
*193942	21441	Singerlight Steady Pin for 193941.....
193988	—	Controller Resistance Unit Yoke Spring Bracket Rivet for 194027.....
193989	21362	Controller Resistance Unit Adjusting Nut Position Pin for 193863.....
193990	21445	Controller Lead Cord complete, from lamp socket to three-pin terminal and controller, for 193851 to 193853, Nos. 192348, 192542, 192820, 192989, 193991 and two each 191960 and 191961.....
*193991	—	Controller Lead Cord, 3 ft. 10 in. long, for 193990.....

NO.	PLATE	NAME
*193999	—	Singerlight Toggle Switch Shell 194032 with 51602r, 193512 and 193940, for 193816.....
194022	21445	Singerlight Lead Cord (8 ft. long) and Plug complete, for 193518, Nos. 192542 and 193439.....
194025	21362	Controller Lead Cord Protector for 194027.....
*194026	—	" Base for 194027.....
*194027	21363	" " 194026 with 228j, 51340c, 51425c, 193861 to 193863, 194025, 194028, 194029, two each 1607j, 193988, and four each 192339 and 193929, for 193851 to 193853.....
*194028	—	Controller Resistance Unit Yoke Spring Bracket (left) for 194027.....
*194029	—	Controller Resistance Unit Yoke Spring Bracket (right) for 194027.....
194030	—	Controller Cover 193856 with 225j, 193858, 194031 and two 190092, for 193851 to 193853.....
194031	21362	Controller Foot Rest (movable) for 194030.....
*194032	21444	Singerlight Toggle Switch Shell for 193999.....
194046	20159	Armature Shaft Grease Pad (felt).....
194098	20164	Knee Lever Slide Cover for 193654.....
194099	20164	" " " Housing with 193669, for 193654.....
194120	21444	Singerlight Lamp.....

NOTE: When ordering No. 194120, state voltage required

198001	20171	Controller Bracket for 192824 to 192826, for Cabinet Tables.....
198002	20171	Controller Bracket for 192824 to 192826 Cover Sets.....
198162	20171	Controller Bracket for 198164.....
198163	20171	" " Clamp for 198164.....
198164	20171	Controller Bracket 198162 with 198163 and three 51119r, for 193745 to 193747, for Stands Nos. 46909 and 46912.....
198169	21443	Controller Pitman Rod Connection for 193745 to 193747, for Stands Nos. 46909 and 46912.....
700792	20159	Name Plate Rivet for 193285 and 193286.....
701400	20159	Armature Thrust Washer (pulley end) fibre.....
701513	20159	Motor Screw Retaining Washer (fibre) for 193287.....

NUMERICAL LIST OF PARTS

NO.	PLATE	NAME
701679	20162	Controller Resistance Unit Bell Crank Hinge Screw Nut Lock Washer for 193654.....
701690	21362	Controller Resistance Unit Screw Washer (asbestos) for 192862 to 192864, 193646 to 193648 and 193851 to 193853.....
701719	20159	Three-Pin Terminal Body (male half) Post Washer for 192797.....
701900	21442	Singerlight Nipple Nut Insulating Washer (fibre) for 193294 and 193518.....
*899287	—	Name Plate for 192824, 192826, 193646, 193648, 193745, 193747, 193851 and 193853.....
*899326	—	Name Plate for 192825.....
*899380	—	" " " 193285.....
*899381	—	" " " 193286.....
*899448	—	" " " 193647.....
*899456	—	" " " 193746.....
*899531	21362	" " " 193852.....

SINGER Needles should be used
in SINGER Machines.
These Needles and their Containers
are marked with the
Company's Trade Mark "SIMANCO.***" 1

Needles in Containers marked
"FOR SINGER MACHINES"
are NOT **SINGER** made needles. 2




PLATE 1960—FULL SIZE

PLATE 4918—FULL SIZE


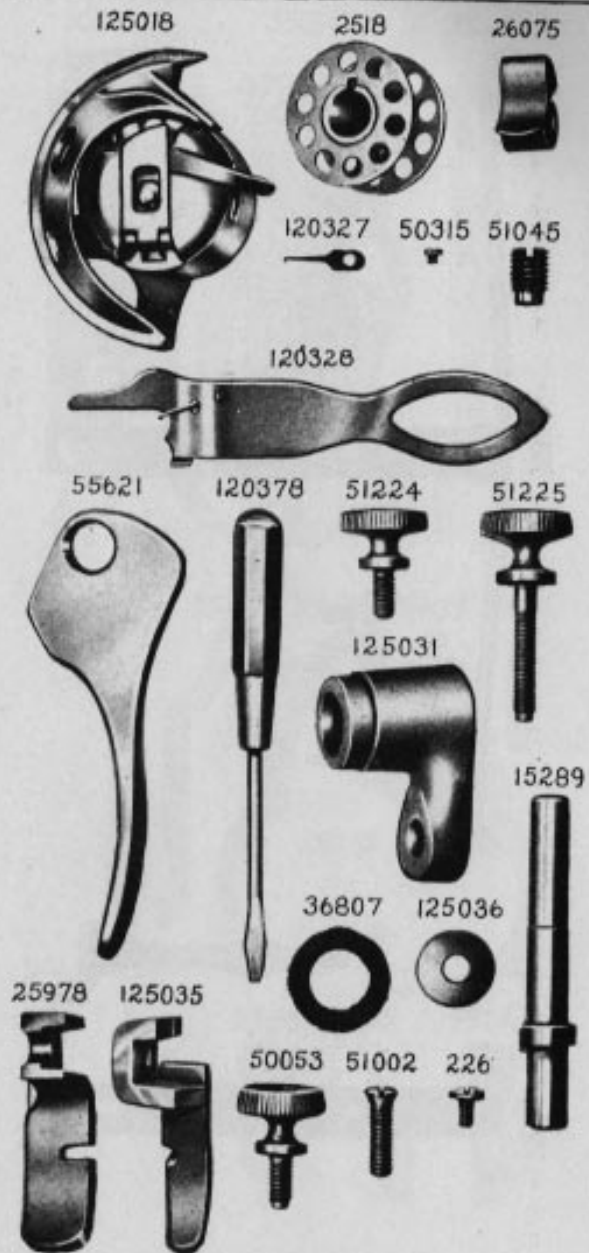


PLATE 4926 FULL SIZE



35497



35499



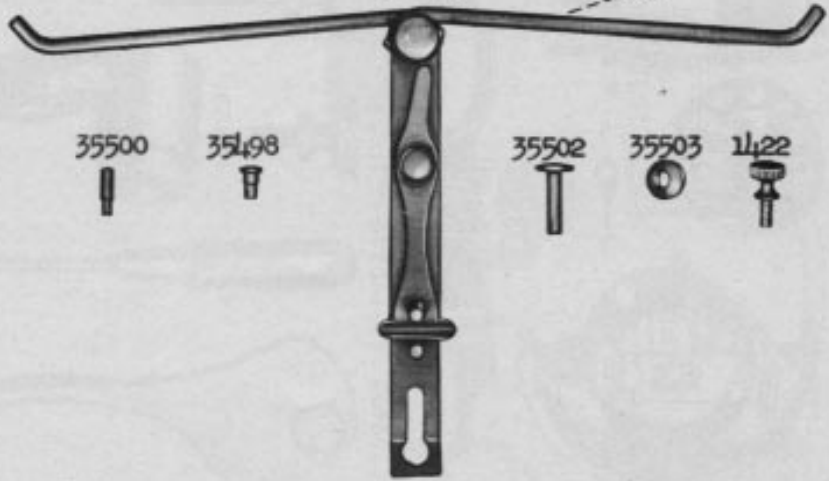
35500



35498



35504



35501

35502



35503



1422



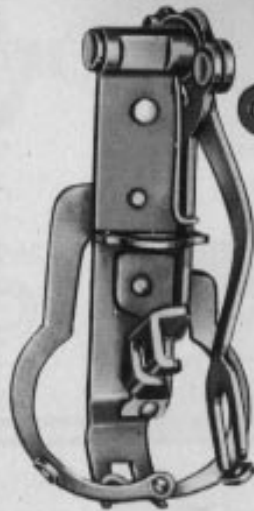
PLATE 4936 - FULL SIZE

PLATE 4937 - FULL SIZE

35483



35496



35485



35486



35487



35492



35493



35491



35494


12152



50139



35490



35495



35488



35484



35489



PLATE 4938 - FULL SIZE

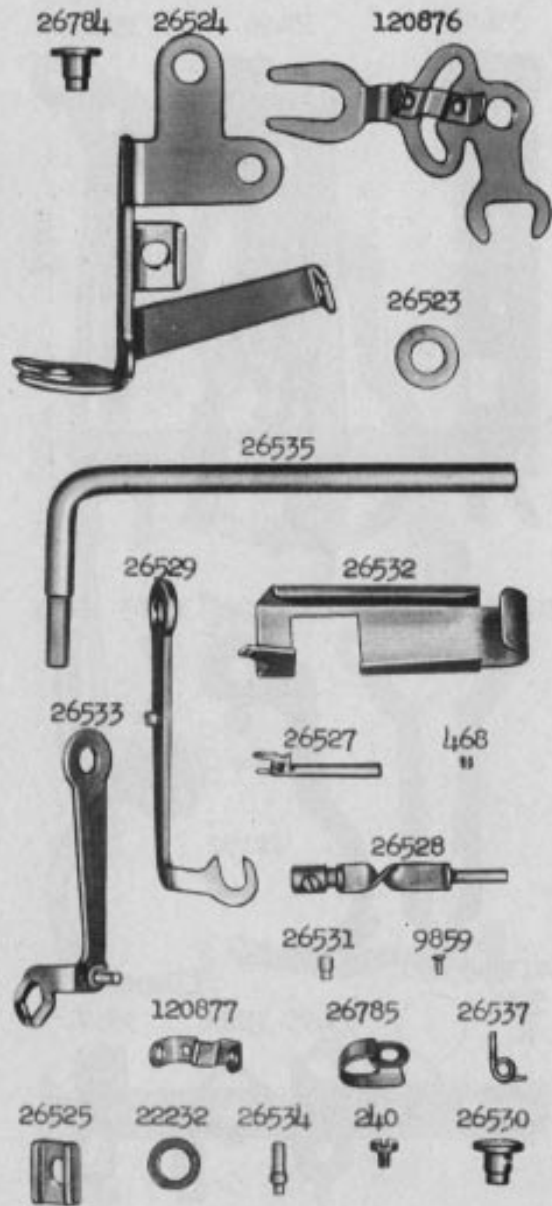
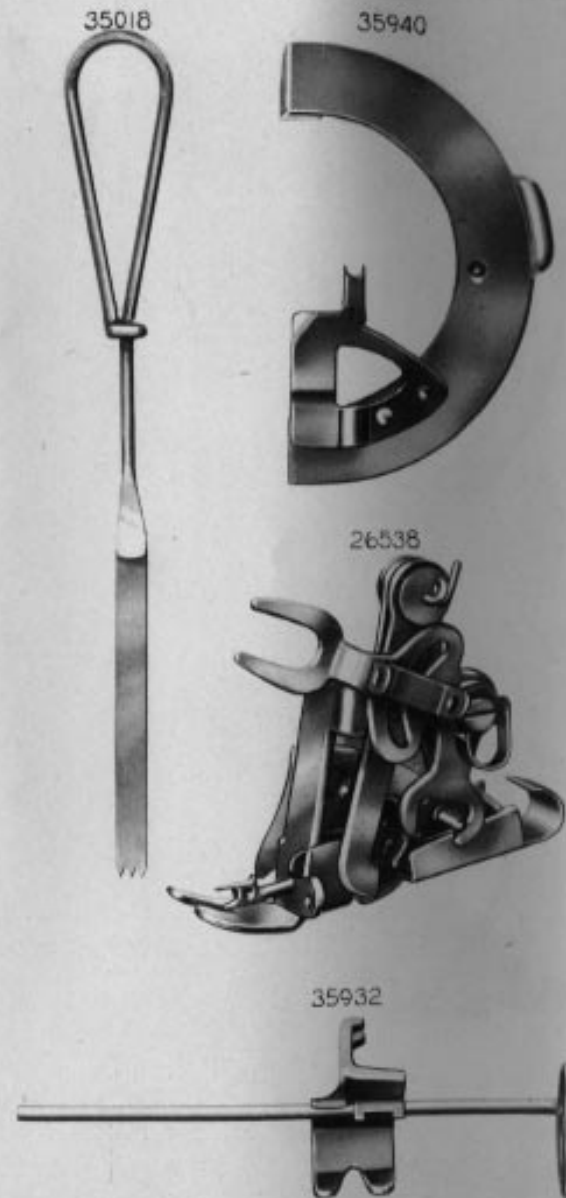


PLATE 4940 - FULL SIZE



35497



35499



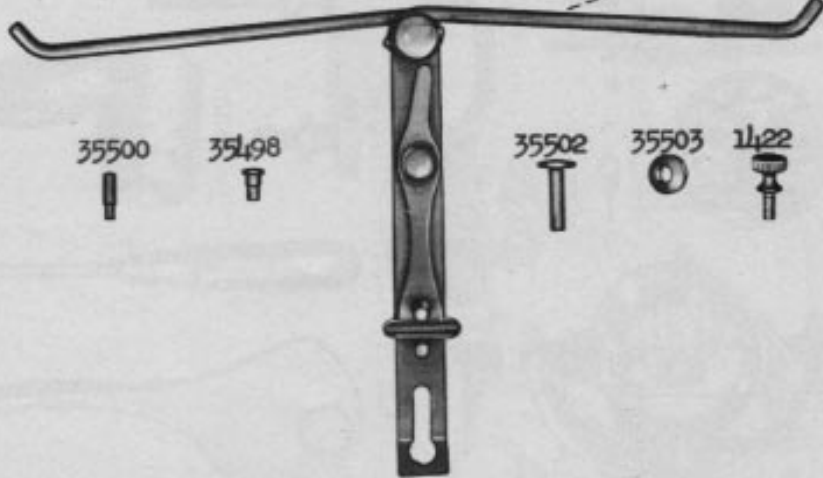
35500



35498



35504



35501

35502



35503



1422



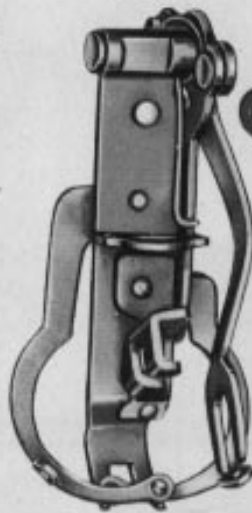
PLATE 4936 - FULL SIZE

PLATE 4937 - FULL SIZE

35483



35496



35485



35486



35487



35492



35493



35491



35494



12152



50139



35490



35495



35488



35484



35489



PLATE 4938 - FULL SIZE

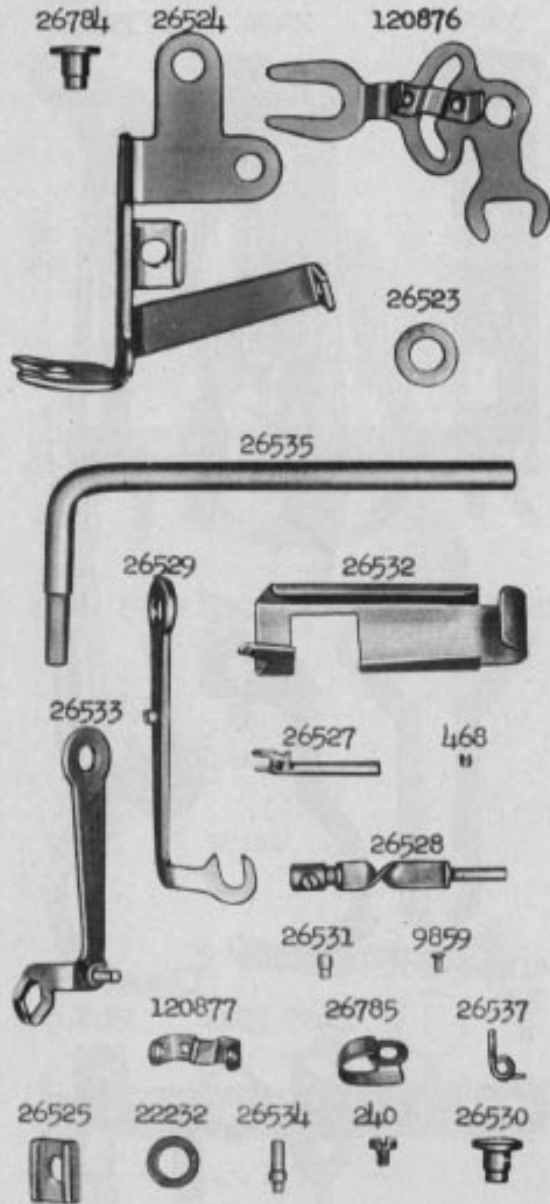


PLATE 4940 - FULL SIZE


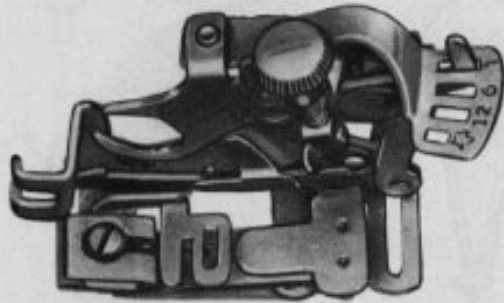


PLATE 4942 - FULL SIZE

120598



36583

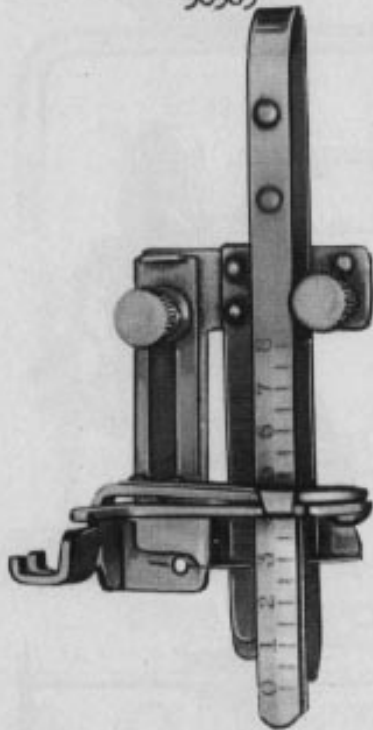


PLATE 4950—ONE-HALF SIZE

15282



193066



PLATE 4951—ONE-HALF SIZE

32672



193077




PLATE 4958 - FULL SIZE

120824



35984



25510



289



25525



PLATE 4966—FULL SIZE




PLATE 4974—FULL SIZE

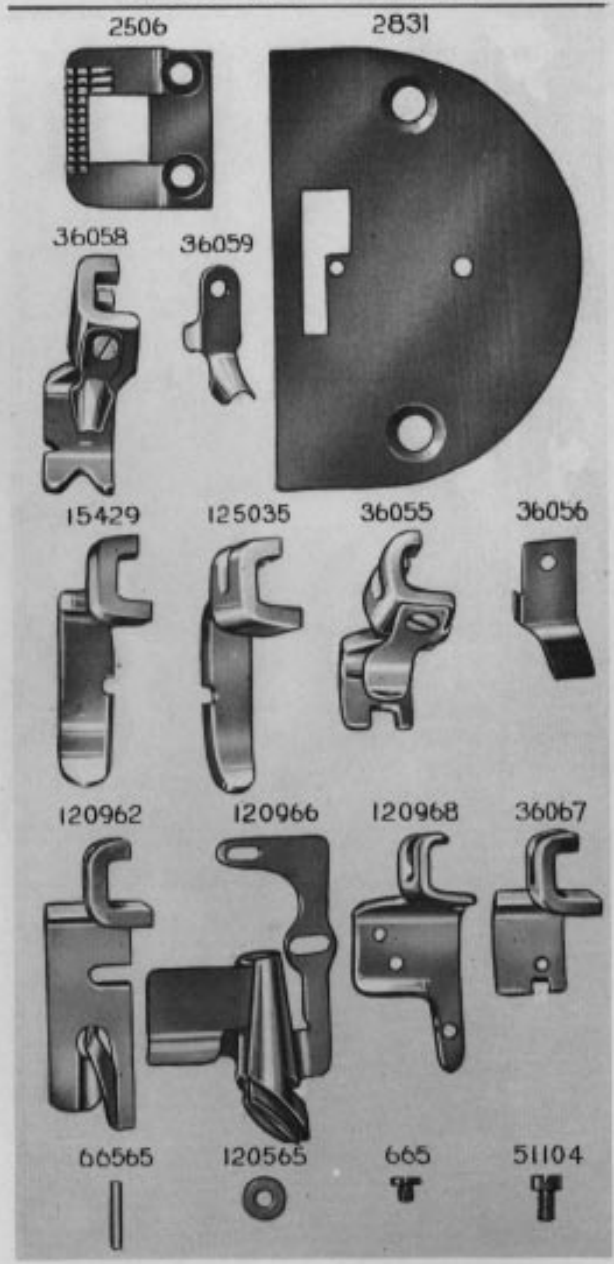


PLATE 20159—FULL SIZE




PLATE 20160—ONE-HALF SIZE




PLATE 20161—ONE-HALF SIZE

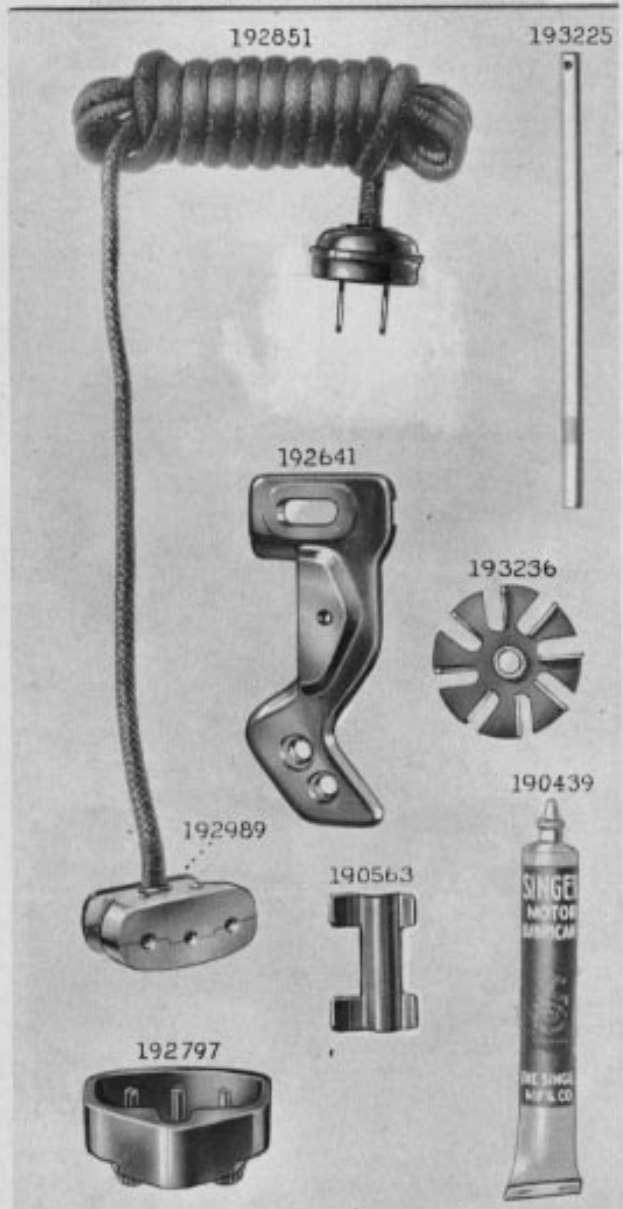


PLATE 20162—FULL SIZE




PLATE 20164—ONE-HALF SIZE




PLATE 20171—ONE-HALF SIZE




PLATE 20172—ONE-HALF SIZE

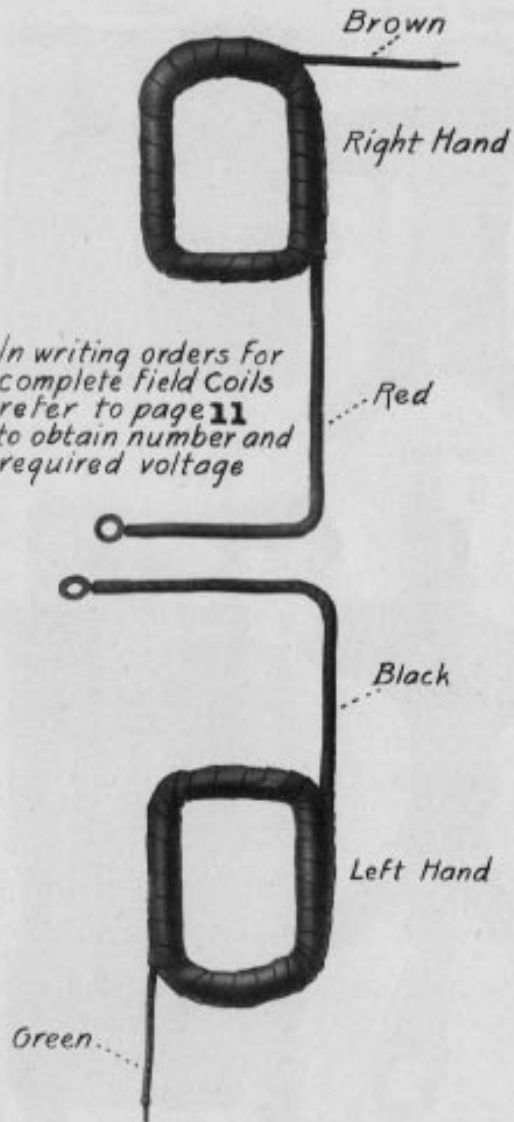


PLATE 21362—FULL SIZE





PLATE 21363—ONE-HALF SIZE

194027



193856




PLATE 21426—FULL SIZE

125059



125050



2007



125047



2509



125330



1813



2022



2068



15313



157




8879



248



256



2020



PLATE 21427—ONE-HALF SIZE




PLATE 21428—ONE-HALF SIZE

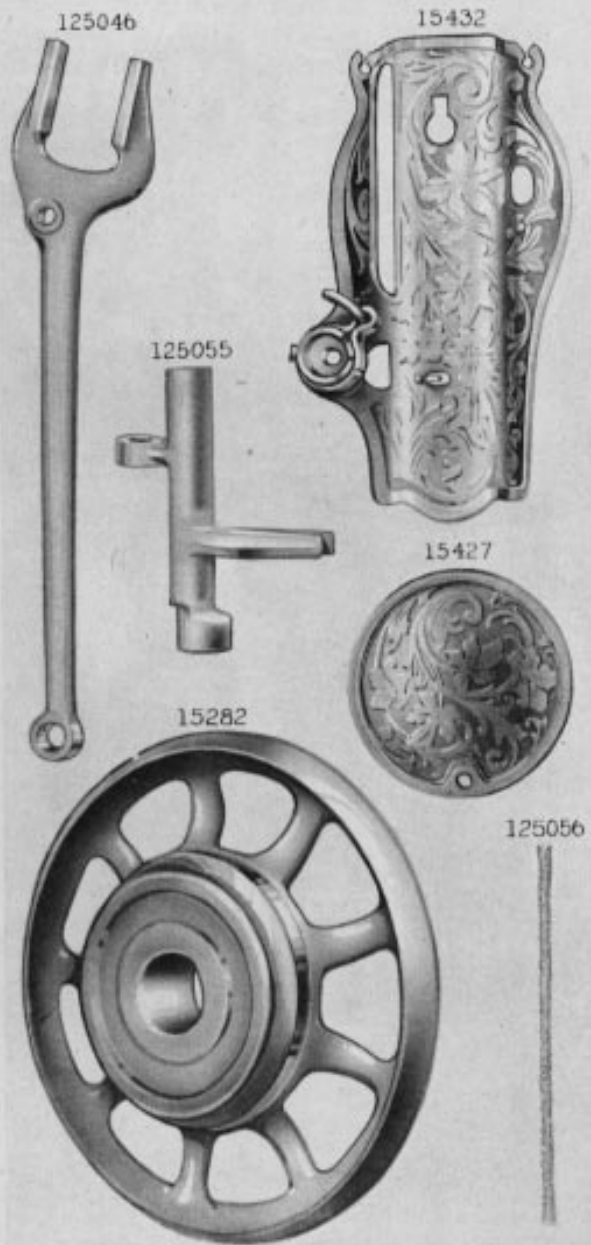


PLATE 21429—FULL SIZE

125061 125079 8399 15248 51228




PLATE 21430—FULL SIZE

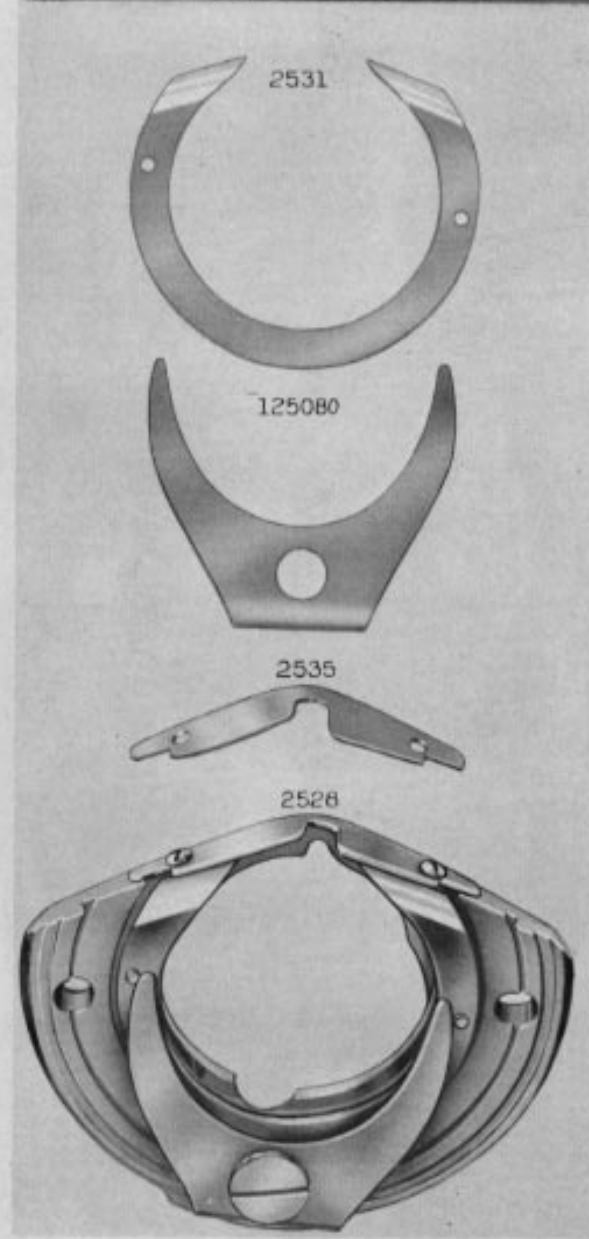


PLATE 21431—FULL SIZE




PLATE 21432—FULL SIZE





PLATE 21433—FULL SIZE


15316



25893



15317



35857



25636



25637



120855



PLATE 21434—FULL SIZE

138



145



896



155



190



50527



662



50216



208



691



375



1381



648



1293



1085



307



315



435



1285



2002



2532



15405



462



453



448



4604



8505



1513



1518



1519



1520



PLATE 21435—FULL SIZE




PLATE 21436—FULL SIZE

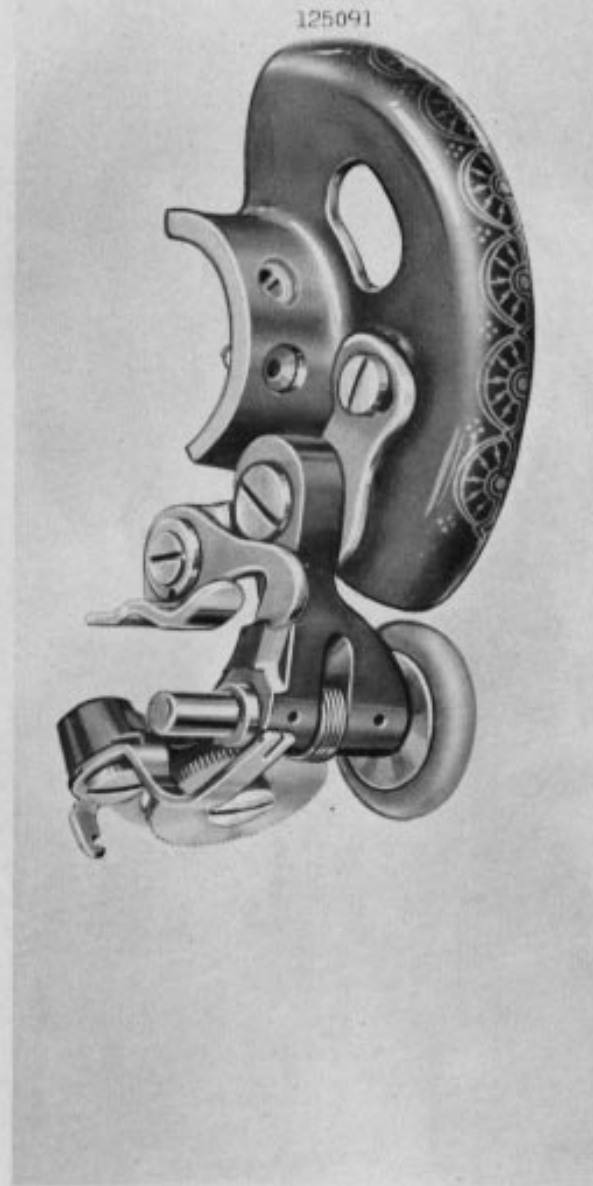


PLATE 21437—FULL SIZE


125334



180



25537



125089



125090



36569



36571-----



36865




PLATE 21438—FULL SIZE

25626




25627



25628



25629



26319



PLATE 21439—FULL SIZE

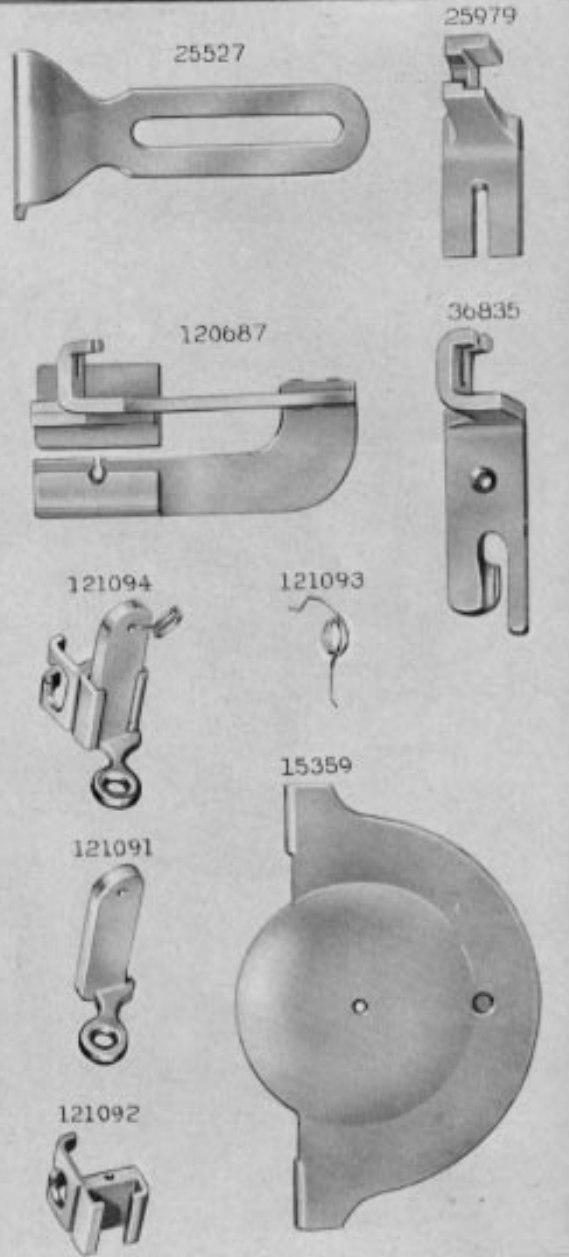



PLATE 21440—FULL SIZE



PLATE 21441—FULL SIZE

193796 193794 193795 193797



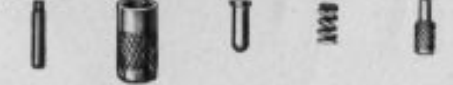
193765



193259 193386 193387 193262



193265 193251 193253 193252 193255



193254 193256 193257 193258



193941



193829



193942 193267



PLATE 21442—FULL SIZE

193940 193936 193512



51602 701909 193509



193437 97359 691



51202 51203 50566 51385 50564



PLATE 21443—FULL SIZE




PLATE 21444—ONE-HALF SIZE




PLATE 21445—ONE-FOURTH SIZE

193743 192857 193667 192912



193990



194022

